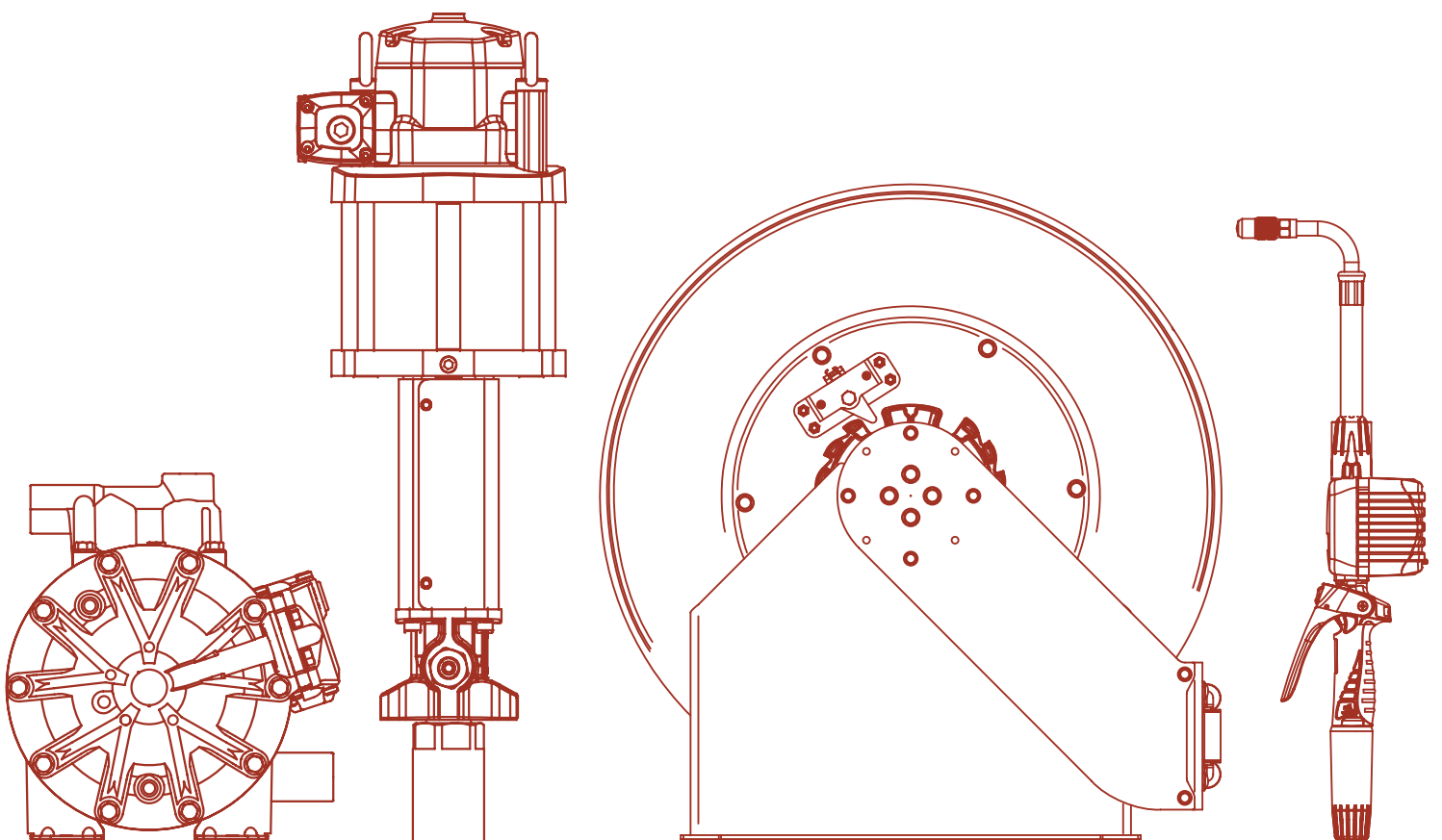




V219 PRODUCT CATALOGUE

LUBRICATION EQUIPMENT

AUTOMOTIVE • PETROLEUM • INDUSTRIAL





Headquarters Offices and Technical Centre in Gijón (Spain)

SAMOA QUALITY AND LEADERSHIP

FLUID HANDLING TECHNOLOGY

SAMOA, a privately owned company, is a leading European manufacturer of Lubrication and Fluid Handling Equipment. SAMOA products are used for transfer, dispensing, dosing and recovery. SAMOA designs and manufactures a wide program that includes air operated piston and diaphragm pumps, volume flow meters, delivery guns, electronic components for inventory control systems, hose reels, hand pumps and accessories.

PRODUCT DEVELOPMENT

Product research and development is a fundamental part of SAMOA's philosophy. We are in permanent contact with the market to identify new customer needs, that we satisfy with product improvements and new products.

MANUFACTURING

SAMOA's headquarters have been in Gijón, on the Spanish North Coast, for over 60 years. SAMOA's manufacturing facilities are modern and equipped with the latest state-of-the-art production equipment and technology. We are committed to design and manufacturing excellence, environmental sustainability and a healthy and safe workplace; our work processes and facilities are consequently ISO 9001, ISO 14001 and OHSAS 18001 certified.

DISTRIBUTION

Our products are available through a network of knowledgeable distributors. This global network provides a sales and consulting service, to identify the products that best meet each customer's needs, and when required offers after sales service to ensure the long and satisfactory use of our equipment.

GLOBALLY COMPETITIVE

Our continuous product improvement process ensures that our products meet customer requirements worldwide, including in even the most demanding applications and environments. As a result, we are proud to say that SAMOA products are reliably working away, night and day, in more than 100 countries.



Research & Development and Manufacturing facility in Gijón (Spain)



SAMOA: Leading Through Innovation

- ▶ RESEARCH & DEVELOPMENT
- ▶ PRODUCT DESIGN & ENGINEERING
- ▶ PRODUCT PROTOTYPING & TESTING
- ▶ ROBOTISED CNC MANUFACTURING
- ▶ QUALITY CONTROL INCLUDING FUNCTIONAL TESTING
- ▶ RAPID & RELIABLE ORDER FULFILLMENT
- ▶ EFFICIENT AFTER-SALES SERVICE



INDEX



01

OIL PUMPS

AIR OPERATED OIL PUMPS AND KITS

AIR OPERATED OIL PUMPS	6
PUMPMASTER 2 - 1:1 RATIO OIL PUMPS	8
PUMPMASTER 2 - 3:1 RATIO OIL PUMPS	10
PUMPMASTER 2 ACCESSORIES, OTHER MOBILE OIL DISPENSERS	13
PUMPMASTER 4 - 3:1 RATIO OIL PUMPS	14
PUMPMASTER 4 - 5:1 RATIO OIL PUMPS	15
PUMPMASTER 4 - 3:1 AND 5:1 OIL PUMPS INSTALLATION KITS AND ACCESSORIES	16
PUMPMASTER 35 - 5:1 RATIO OIL PUMPS	17
PUMPMASTER 35 - 8:1 RATIO OIL PUMPS	18
PUMPMASTER 35 - 5:1 AND 8:1 OIL PUMPS INSTALLATION KITS AND ACCESSORIES	19
PUMPMASTER 45 - 3:1 RATIO OIL PUMP	20
PUMPMASTER 45 - 6:1 RATIO OIL PUMP	21
PUMPMASTER 45 - 10:1 RATIO OIL PUMPS	22
PUMPMASTER 60 - 6:1 RATIO OIL PUMP	23
PUMPMASTER 60 - 12:1 RATIO OIL PUMP	24
PUMPMASTER 45 AND 60 ACCESSORIES	25
OIL PUMP ACCESSORIES	26



02

GREASE PUMPS

AIR OPERATED GREASE PUMPS AND KITS

AIR OPERATED GREASE PUMPS	30
PUMPMASTER 3 - 55:1 RATIO GREASE PUMPS	32
PUMPMASTER 35 - 60:1 RATIO GREASE PUMPS	34
PUMPMASTER 3 AND PUMPMASTER 35 ACCESSORIES	37
PUMPMASTER 45 - 25:1 RATIO GREASE PUMP	38
PUMPMASTER 45 - 40:1 RATIO GREASE PUMPS	39
PUMPMASTER 45 - 70:1 RATIO GREASE PUMPS	40
PUMPMASTER 60 - 12:1 RATIO GREASE PUMP	41
PUMPMASTER 60 - 80:1 RATIO GREASE PUMPS	42
PUMPMASTER 80 - 200:1 RATIO GREASE PUMPS	43
PUMPMASTER 45 & 60 INSTALLATION KITS	44
SPECIALTY PUMPMASTER 60 GREASE PUMP KIT	45
PUMPMASTER 80 - 50:1 TAIL GREASE PUMP KIT	46
PUMPMASTER 45 & 60 GREASE PUMP KITS	47
PUMPMASTER 35, 45 & 60 GREASE PUMP KITS	48
PUMPMASTER 45, 60 & 80 GREASE PUMP ACCESSORIES	49
GREASE PUMP ACCESSORIES	50



03

OTHER FLUIDS PUMPS

AIR OPERATED PUMPS FOR OTHER SERVICE FLUIDS

DIAPHRAGM PUMP INTRODUCTION	52
DIRECTFLO® PUMP RANGE COMPARATIVE CHART	53
DIRECTFLO® CUSTOM SERIES	54
DIRECTFLO® FUNCTION SERIES	55
DIRECTFLO® PERFORMER SERIES	59
DIAPHRAGM PUMPS ACCESSORIES	60
AIR OPERATED PISTON PUMPS FOR FLUIDS	62



04

HOSE REELS

HOSE REELS

HOSE REEL MOUNTING RECOMMENDATIONS	64
RM-12 DOUBLE PEDESTAL DOUBLE ARM HOSE REELS	65
RM-12S SINGLE ARM ALUMINIUM HOSE REELS	66
RM-12CLX ENCLOSED HOSE REELS	67
RM-12CL INDIVIDUALLY ENCLOSED HOSE REELS	68
RM-12L HEAVY DUTY HOSE REELS	69
RM-34 HEAVY DUTY HOSE REELS	70
RM-100 HEAVY DUTY LARGE CAPACITY HOSE REELS	71
RM-150 HEAVY DUTY LARGE DELIVERY HOSE REELS	72
COMPACT REELS FOR AIR AND CABLE	73
HOSE REEL ACCESSORIES	74

INDEX



05

VALVES AND METERS

FLUID DISPENSE VALVES AND METERS

CONTROL VALVES FOR DISPENSING OIL AND OTHER FLUIDS	78
ELECTRONIC METERED CONTROL VALVES FOR DISPENSING OIL AND OTHER FLUIDS	80
MECHANICAL METERED CONTROL VALVES FOR OIL AND OTHER FLUIDS (ROTARY PISTON)	82
MECHANICAL METERED PRESET CONTROL VALVES FOR OIL AND OTHER FLUIDS (ROTARY PISTON)	83
MECHANICAL METERED CONTROL VALVES FOR OIL AND OTHER FLUIDS (OVAL GEAR)	84
IN-LINE METERS	85
PULSE TRANSMITTERS	86
OTHER METERS AND ACCESSORIES	87
GREASE GUNS AND ACCESSORIES	88
OIL BARS, SPIGOT VALVES AND OTHER FLUID DISPENSE GUNS	89



06

MANAGEMENT SYSTEMS

INVENTORY MANAGEMENT SYSTEMS

NEX-U-® NEW GENERATION FLUID MANAGEMENT SYSTEM	92
NEX-U-® CONNECTABILITY	98



07

WASTE OIL

WASTE OIL EQUIPMENT

USED FLUID COLLECTION UNITS	102
WASTE OIL SUCTION AND GRAVITY RECEIVERS, 100 AND 70 LITRES	103
WASTE OIL DRAIN UNITS / SPECIALTY DRAINERS	104
WASTE OIL EVACUATION PUMP KITS	105
EVACUMASTER WASTE OIL SUCTION UNIT	106
WASTE OIL EQUIPMENT ACCESSORIES	107



08

ELECTRIC PUMPS

DIESEL, OIL AND ADBLUE®/DEF ELECTRIC PUMPS AND KITS

DC DIESEL PUMPS AND KITS - POLUX SERIES	110
AC DIESEL PUMPS AND KITS - POLARIS SERIES	111
DIESEL PUMP ACCESSORIES	113
OIL PUMPS WITH ELECTRIC MOTOR - FLOWSTAR SERIES	114
OIL ELECTRIC PUMP KITS - FLOWSTAR SERIES	115
ADBLUE®/DEF PUMPS KITS AND MOBILE UNITS - AIR OPERATED PUMPS	116
ADBLUE®/DEF PUMPS KITS AND MOBILE UNITS - ELECTRIC PUMPS	117
ADBLUE®/DEF ACCESSORIES	118



09

LUBRICATION TOOLS

LUBRICATION TOOLS AND ACCESSORIES

GREASE NIPPLES	120
GREASE CONNECTORS	122
LEVER ACTION GREASE PUMPS	123
MANUAL HAND HELD GREASE PUMPS	124
AIR OPERATED AND BATTERY HAND HELD GREASE PUMPS, FILLER PUMPS AND FITTINGS	125
GREASE COMPRESSORS AND BUCKET PUMPS	126
DRUM PUMPS FOR OIL	127
DRUM PUMPS FOR VARIOUS FLUIDS	128
FUNNELS, MEASURES, GRAVITY COCKS, JERRY CANS AND OIL SUCTION PUMPS	129
AIR TREATMENT UNITS (FRLS) AND AIR HOSES	130
AIR COUPLERS AND CONNECTION ADAPTORS FOR COMPRESSED AIR	131

10

PART NUMBER INDEX

127

01 AIR OPERATED OIL PUMPS AND KITS

AIR OPERATED OIL PUMPS	6
PUMPMAS TM 2 - 1:1 RATIO OIL PUMPS	8
PUMPMAS TM 2 - 3:1 RATIO OIL PUMPS	10
PUMPMAS TM 2 ACCESSORIES, OTHER MOBILE OIL DISPENSERS	13
PUMPMAS TM 4 - 3:1 RATIO OIL PUMPS	14
PUMPMAS TM 4 - 5:1 RATIO OIL PUMPS	15
PUMPMAS TM 4 - 3:1 AND 5:1 OIL PUMPS INSTALLATION KITS AND ACCESSORIES	16
PUMPMAS TM 35 - 5:1 RATIO OIL PUMPS	17
PUMPMAS TM 35 - 8:1 RATIO OIL PUMPS	18
PUMPMAS TM 35 - 5:1 AND 8:1 OIL PUMPS INSTALLATION KITS AND ACCESSORIES	19
PUMPMAS TM 45 - 3:1 RATIO OIL PUMP	20
PUMPMAS TM 45 - 6:1 RATIO OIL PUMP	21
PUMPMAS TM 45 - 10:1 RATIO OIL PUMPS	22
PUMPMAS TM 60 - 6:1 RATIO OIL PUMP	23
PUMPMAS TM 60 - 12:1 RATIO OIL PUMP	24
PUMPMAS TM 45 AND 60 ACCESSORIES	25
OIL PUMP ACCESSORIES	26



It all starts with the pump; the heart of the system. The choice of a pump requires considering a wide variety of factors so that your system will provide years of dependable service. SAMOA has engineered a broad offering of oil pumps to handle a wide variety of applications. This range of pumps will fit original containers of different sizes and bulk storage tanks; covering applications that range from the transfer of oil to very large centralized systems.

PRESSURE AND VOLUME


An important, and often confusing, aspect of selecting a pump is how to determine which pump ratio and what pump size to select. The pump ratio is calculated by dividing the surface area of the air motor piston by the surface area of the fluid piston. The maximum pressure at the pump outlet is determined by multiplying the air inlet pressure by the pump pressure ratio. Restrictions such as the pipe length and diameter, hoses, hose reels, solenoid valves, pulse meters, control handles, and other system components create friction in the system. Sufficient fluid pressure is needed to overcome this friction, in order to get the required volume of oil to each dispense point.

Pump size determines the amount of fluid flowing through the piston pump outlet during each cycle of the pump. Three different sizes of pumps, with the same ratio, will each deliver a different flow rate. It is important to consider a variety of factors (number of dispense points, desired delivery, product dispensed...) in choosing the proper pump size for your system.



STANDARD DUTY

UTILITY PUMP



HEAVY-DUTY



Maximum line length and number of simultaneous dispense outlets also depends on the line diameter, fluid viscosity and required delivery.

	PUMPMASTER 2 1:1	PUMPMASTER 2 3:1	PUMPMASTER 4 3:1	PUMPMASTER 4 5:1	PUMPMASTER 35 5:1	PUMPMASTER 35 8:1
PUMP DESCRIPTION	Utility Transfer	Utility Medium Pressure	Standard Duty Medium Pressure	Standard Duty Medium Pressure	Heavy-Duty Medium Pressure	Heavy-Duty High Pressure
SIMULTANEOUS OPERATION OUTLETS	1 (no reels)	1	1 to 2	1 to 2	1 to 3	1 to 2
MAX. LINE LENGTH	30 m - 100'	60 m - 200'	60 m - 200'	150 m - 500'	150 m - 500'	200 m - 650'
APPLICATION	Service shops In-plant oil transfer Agriculture Marine	Auto dealers Service shops Fast lube centers Agriculture Marine	Auto dealers Service shops Fleet service Fast lube centers In-plant	Auto and truck dealers Fleet service Marine In-plant	Auto and truck dealers Fleet service Mining and construction Lube trucks Railroad and mass transit Marine In-plant	Vehicle maintenance Fleet service Marine Mining and construction Lube truck



HEAVY-DUTY



PUMPMASTER 45 - 3:1	PUMPMASTER 45 - 6:1	PUMPMASTER 45 - 10:1	PUMPMASTER 60 - 6:1	PUMPMASTER 60 - 12:1
Heavy-Duty Volume Transfer	Heavy-Duty High Flow	Heavy-Duty Pressure Flow	Heavy-Duty High Delivery	Heavy-Duty High Performance
3 to 4	3 to 4	3 to 4	3 to 4	3 to 4
75 m - 250'	160 m - 525'	240 m - 800'	160 m - 525'	250 m - 800'
Construction equipment Mining equipment Large fleets Railroad and mass transit Marine In-plant oil distribution	Large auto and truck dealers Construction equipment Mining equipment Railroad and mass transit Large fleets Lube trucks Marine In-plant oil distribution	Large auto and truck dealers Construction equipment Mining equipment Railroad and mass transit Large fleets Lube trucks Marine In-plant oil distribution	Very large auto and truck dealers Construction equipment Mining equipment Large fleets Railroad and mass transit Marine In-plant oil distribution	Very large auto and truck dealers Construction equipment Mining equipment Large fleets Railroad and mass transit Marine In-plant oil distribution

PUMPMASTER 2 - 1:1 RATIO OIL PUMPS

351 120

UTILITY TRANSFER PUMPS

Double acting air operated low pressure pumps for transferring lubricants. Pumps include height adjustable 2" BSP (M) bung adaptor for tank or drum bung mounting.



FLUIDS HANDLED

- Synthetic and mineral based lubricants.
- Transmission fluid.
- Hydraulic oil.
- Diesel.

MARKETS SERVED

- Service shops.
- In plant oil transfer.
- Agriculture.
- Marine.
- Mining and construction.

MODELS				
PART No.	APPLICATION	PUMP TUBE HEIGHT	TOTAL HEIGHT	WEIGHT
351 120	Universal stub pump	215 mm	500 mm	2,5 kg
356 120	60 l (16 gal) drum bung mounted	700 mm	985 mm	4,8 kg
352 120	205 l (55 gal) drum bung mounted	915 mm	1.200 mm	5,4 kg

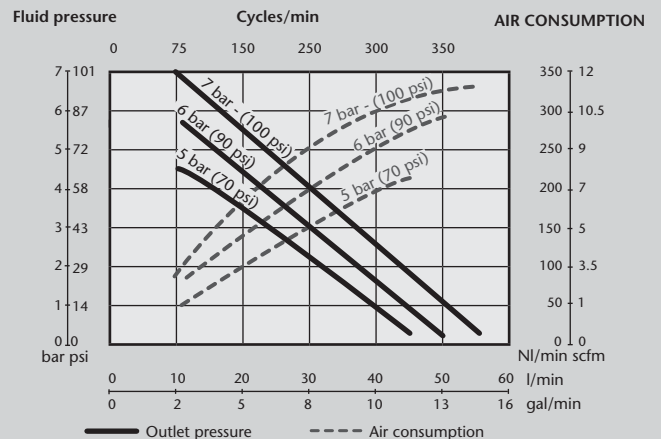
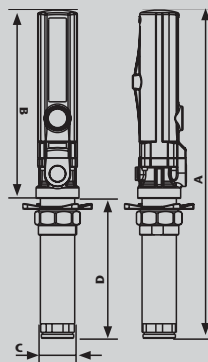
TECHNICAL DATA	
Pump pressure ratio	1:1
Air pressure operating range	1,5 - 10 bar (20 to 140 psi)
Air consumption ⁽¹⁾	150 NL/min (5.3 scfm)
Maximum fluid outlet pressure	10 bar (140 psi)
Air motor diameter	51 mm (2")
Air motor effective diameter	35 mm (1.4")
Air motor stroke	75 mm (3")
Delivery at 150 cpm	20 l/min (5.3 US gpm)
Maximum free flow delivery ⁽²⁾	52 l/min (13,7 US gpm)
Air inlet	1/4" NPSM (F)
Fluid inlet (short pump only)	1" BSP (F)
Fluid outlet	3/4" NPSM (F)
Wetted and seal materials	Aluminium / Steel / NBR / Acetal / Polyurethane
Noise level ⁽³⁾	80 dB

(1) Air consumption with 6 bar air inlet pressure and 150 cycles per minute.

(2) Maximum free delivery at 7 bar.

(3) Maximum noise level measured at 1 m from the pump, 7 bar air pressure and free delivery.

SAE 30, 72 °F (22 °C) CAPACITY CURVE



DIMENSIONS (mm)			
MODEL	351 120	356 120	352 120
A (mm)	500	985	1.200
B (mm)	285	285	285
C (mm)	52	52	52
D (mm)	215	700	915

PUMPMASTER 2 - 1:1 RATIO OIL PUMPS



PUMPMASTER 2 - 1:1 PUMP PACKAGES FOR 205 LITRE DRUMS

Packages with air operated low pressure transfer pump. The pump is designed to fit through the 2" bung opening on 50 and 205 l oil drums or to be mounted on a lid for open drums. The pump is fixed using a height adjustable bung adapter.

1:1 ratio pumps are used for a clean and efficient transfer of lubricants, from their original drum to miscellaneous portable grease and oil pumps, buckets, auxiliary tanks, etc., without the risk of lubricant contamination.

An air valve or an optional pressure regulator allows the user to adjust the pump speed and the lubricant flow rate. This is useful when filling open buckets to prevent splashing or to avoid overflow when reaching the top of a container.

454 002

454 003

454 010

454 009



PART No.	DESCRIPTION	APPLICATION	PUMP	HOSE	DELIVERY GUN	AIR INLET ACCESSORY	APPROX.. DELIVERY
454 002	1:1 high volume transfer package	205 l drums	352 120	3 m x 3/4" 362 303	High delivery nozzle 361 000	Needle air valve 950 302	30 l/min ⁽¹⁾
454 003	1:1 transfer package	205 l drums	352 120	3 m x 1/2" 362 103	Oil control gun 363 115	–	15 l/min ⁽¹⁾
454 010	1:1 transfer package, metered	205 l drums	352 120	3 m x 1/2" 362 103	Hose end meter 365 535	–	10 l/min ⁽¹⁾
454 009 ⁽³⁾	1:1 grease transfer package	185 kg drums	352 120	3 m x 3/4" 362 303	Ball valve with angled nozzle	Needle air valve 950 302	3,2 kg/min ⁽²⁾

(1) Delivery with SAE30 oil at 7 bar inlet pressure and 20 °C temperature.

(2) Delivery with NLG12 grease at 7 bar inlet pressure and 20 °C temperature.

(3) Model 454 009 also includes drum cover PN 418 006 and follower plate PN 417 004 for 185 kg grease drums.

Not included options:

239 000: 1/4" BSP (MM) connection adaptor.

240 200: Air pressure regulator 0 - 12 bar, 1/4" BSP (FF)

240 500: Air filter and pressure regulator, 0 -12 bar, 1/4" BSP (FF).

Double acting air operated medium pressure pumps for dispensing lubricants from mobile units, oil distribution packages and small systems. Pumps include height adjustable 2" BSP (M) bung adaptor for tank or drum bung mounting. Built in port for optional pressure relief valve (PN 609 007).



FLUIDS HANDLED

- Synthetic and mineral based lubricants.
- Hydraulic oil.
- Gear oil.
- Transmission fluid.

MARKETS SERVED

- Auto dealers.
- Service shops.
- Fast lube centres.
- Agriculture.
- Marine.
- Mining and construction.

MODELS

PART No.	APPLICATION	PUMP TUBE HEIGHT	TOTAL HEIGHT	WEIGHT
353 120	Universal stub pump	200 mm	495 mm	2 kg
358 120	60 l (16 gal) drum bung mounted	700 mm	995 mm	3 kg
354 120	205 l (55 gal) drum bung mounted	905 mm	1.200 mm	3,5 kg

TECHNICAL DATA

Pump pressure ratio	3:1
Air pressure operating range	1,5 - 10 bar (20 to 140 psi)
Air consumption ⁽¹⁾	180 NL/min (6.4 scfm)
Maximum fluid outlet pressure	30 bar (420 psi)
Air motor diameter	51 mm (2")
Air motor effective diameter	35 mm (1.4")
Air motor stroke	75 mm (3")
Delivery at 200 cpm	10 l/min (2.7 US gpm)
Maximum free flow delivery ⁽²⁾	35 l/min (9.3 US gpm)
Air inlet	1/4" NPSM (F)
Fluid inlet (short pump only)	3/4" BSP (F)
Fluid outlet	1/2" BSP (F)
Wetted and seal materials	Aluminium / Steel / NBR / PTFE
Noise level ⁽³⁾	80 dB

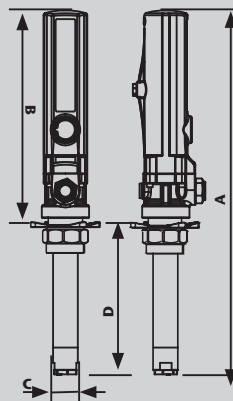
(1) Air consumption with 6 bar air inlet pressure and 200 cycles per minute.

(2) Maximum free delivery at 7 bar.

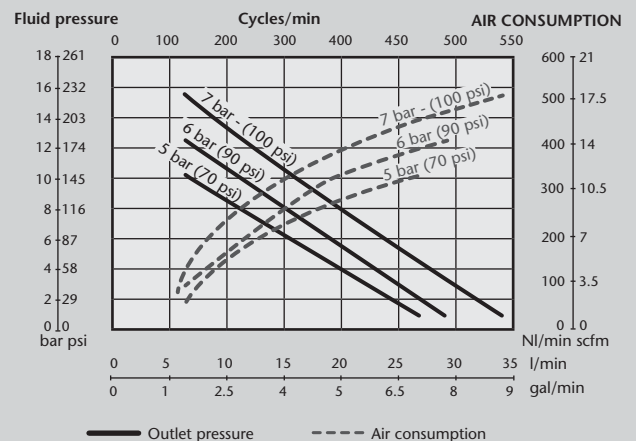
(3) Maximum noise level measured at 1 m from the pump, 7 bar air pressure and free delivery.

DIMENSIONS (mm)

MODEL	353 120	358 120	354 120
A (mm)	495	995	1.200
B (mm)	295	295	295
C (mm)	34	34	34
D (mm)	200	700	905



SAE 30, 72 °F (22 °C) CAPACITY CURVE



PUMPMASTER 2 - 3:1 RATIO OIL PUMPS



Lubricant dispensing and transfer require more than a bare pump. SAMOA offers a range of pump packages and installation kits that include all the accessories needed to efficiently dispense or transfer lubricants. Packages and kits can be used with 205 litre oil drums, 1.000 l IBCs and tanks. They provide an easy solution to common applications.



PUMPMASTER 2 - 3:1 OIL PUMP PACKAGES

PART No.	DESCRIPTION	APPLICATION	PUMP	HOSE	DELIVERY GUN	APPROX. DELIVERY
454 110	3:1 transfer metered package	205 l drums	354 120	3 m x 1/2" (362 103)	Hose end meter 365 535	12 l/min ⁽¹⁾
454 111	3:1 transfer package	205 l drums	354 120	3 m x 1/2" (362 103)	Oil control gun 363 115	15 l/min ⁽¹⁾
454 100	Transfer pump with spigot valve	205 l drums	352 220 ⁽³⁾	-	Oil spigot valve 361 100 and tray 736 462	23 l/min ⁽¹⁾
454 150	3:1 transfer pump + IBC side bracket ⁽²⁾	1.000 l IBC	353 120	6 m x 1/2" (362 106)	Hose end meter 365 535	12 l/min ⁽¹⁾

(1) Delivery with SAE 30 oil at 7 bar inlet pressure and 20 °C room temperature.

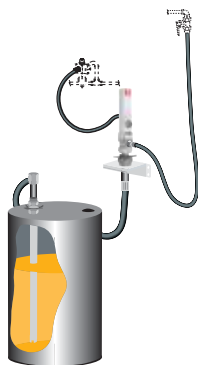
(2) Includes suction hose 745 304 with elbow and connection accessories.

(3) 2:1 pressure ratio pump.

379 003



379 000



379 300



PUMPMASTER 2 - 3:1 OIL PUMP KITS

	PUMPMASTER 2 TANK MOUNTED PUMP KIT	PUMPMASTER 2 WALL MOUNTED PUMP KIT	PUMPMASTER 2 DRUM BUNG MOUNTED PUMP KIT
PART No.	379 003	379 000	379 300
APPLICATION	Tanks	205 l drums	205 l drums
PUMP	353 120	353 120	354 120
SUCTION KIT	1.400 mm suction tube 368 104	367 102	-
HOSE CONNECTION KIT	362 910	362 910	362 910

PUMP PACKAGE AND KIT ACCESSORIES

239 000: 1/4" BSP (MM) connection adaptor.

240 200: Air pressure regulator, 0-12 bar, 1/4" BSP (FF).

240 500: Air filter and pressure regulator, 0-12 bar, 1/4" BSP (FF).

609 007: Pressure relief valve, 1/4" BSP (M) - 60 bar approx. opening pressure. When mounted to the pump body, prevents damage in the system caused by over pressure produced by thermal expansion (1 °C increase in temperature can cause up to 10 bar increase in the system pressure).

950 300: 1/2" BSP (FF) ball valve.

PUMPMASTER 2 - 3:1 RATIO OIL PUMPS

454 605



454 659



454 694



454 699



PUMPMASTER 2 - 3:1 OIL PUMP PACKAGES

PART No.	APPLICATION	PUMP	HOSE END METER	HOSE REEL	PUMP CONNECTION KIT	SUCTION KIT	PUMP BRACKET	DRIP POCKET
454 605	205 l drum, drum mounted	354 120	365 535	506 202	362 910	-	-	-
454 600	205 l drum, drum mounted	354 120	365 535	501 200	362 910	-	-	-
454 651	205 l drum, wall mounted	353 120	365 535	506 202	362 910	367 000	360 102	360 127
454 653	205 l drum, wall mounted	353 120	365 535	501 200	362 910	367 000	360 102	360 127
454 659	205 l drum, wall mounted	353 120	365 535	507 202	362 910	367 000	360 102	360 127
454 694	1.000 l IBC, IBC top mounted	353120	365 535	506 202	-	745 300 + 745 301 + 945 572	360 102 + 360 106	-
454 695	1.000 l IBC, IBC top mounted	353 120	365 535	501 200	-	745 300 + 745 301 + 945 572	360 102 + 360 106	-
454 699	1.000 l IBC, IBC side mounted	353 120	365 535	506 202	-	745 301 + 745 302 + 945 572	360 102 + 360 107	-
454 697	1.000 l IBC, IBC side mounted	353 120	365 535	501 200	-	745 301 + 745 302 + 945 572	360 102 + 360 107	-

376 300 - 376 610 - 378 120

MOBILE UNITS WITH PUMPMASTER 3:1 OIL PUMP



PART No.	APPLICATION	PUMP	HOSE END METER	DELIVERY HOSE	TROLLEY	OTHER ACCESSORIES
370 400	50 l drum	358 120	365 535	3 m x 1/2" 362 103	431 000	Drum cover 418 010
328 010	Self contained, 70 l	358 120	365 535	3 m x 1/2" 362 103	373 310	Self contained 70 l tank
376 300	205 l drum	354 120	365 535	3 m x 1/2" 362 103	432 000	-
376 610	205 l drum	353 120	365 535	3 m x 1/2" 362 103	432 814	Suction hose 367 011
378 120	205 l drum	353 120	365 535	10 m hose reel 506 202	432 814	Suction hose 367 011



PUMPMASTER 2 ACCESSORIES, OTHER MOBILE OIL DISPENSERS



PUMPMASTER 2 ACCESSORIES

360 102



360 102 Wall bracket
360 120 Floor bracket

360 120



360 001



BUNG ADAPTORS 2" (M) CONNECTION FOR DRUM AND TANKS BUNG OPENINGS

360 000 Bung adaptor for PM2 3:1 pumps
Pump tube outside diameter: 34 mm.

360 001 Bung adaptor for PM2 1:1 pumps
Pump tube outside diameter: 52 mm.

AIR ACCESSORIES

See page 27 for air accessories.

367 000



SUCTION ASSEMBLIES AND SUCTION HOSES

Suction assemblies for wall mounted stub pumps. Assemblies include Ø 42 suction tube with foot valve, height adjustable 2" bung adaptor and 2 m x 3/4" rubber connection hose.

367 000 Suction assembly for 1.000 l IBC and 205 l drums

1.060 mm suction tube.

367 003 Suction assembly for tanks

1.600 mm suction tube.

367 011 spring reinforced transparent suction hose

For 205 l drums and 1.000 l IBC. 3 m x 3/4".

367 012 spring reinforced transparent suction hose with foot valve

For 205 l drums and 1.000 l IBC. 3 m x 3/4", includes foot valve.

367 102 Pump suction kit

Includes suction assemble 367 000 and pump bracket 360 102.

367 011



362 910



HOSE CONNECTION KIT

362 910 PM2 pump connection kit

1 m x 1/4" air hose 246 010, one 1/2" BSP (M) x 1/4" BSP (F) connection adapter 945 516, 1 m x 1/2" oil hose with 1/2" BSP (MM) fittings, one automatic quick air coupling 1/4" BSP (F) 253 114 and one quick air connector 1/4" BSP (M).

609 007



PRESSURE RELIEF VALVE

SAMOA pumps include a 1/4" plug that can be removed and replaced with a pressure relief valve.

609 007 Pressure relief valve

Opens at approx. 60 bar. Possibility to connect either a 1/4" hose with a clamp or a hose with 1/8" BSP (F) fitting as oil return live.

OTHER MOBILE OIL DISPENSERS



PRESSURIZED LUBRICANT DISPENSERS 25 LITRES

Mobile unit for viscous lubricants. 25 l container that must be pressurized using a tire inflator (maximum 7 bar (100 psi)). With safety valve and 1,5 m delivery hose with oil gun.

324 000 Pressurized lubricant dispenser, 25 litres.

324 010 Pressurized lubricant dispenser, 25 litres with meter.



SELF CONTAINED AIR OPERATED LUBRICANT DISPENSER 25 LITRES

Mobile unit for viscous lubricants. 25 l capacity tank with 2:1 pneumatic pump, oil meter at pump outlet, 1,5 m delivery hose and oil gun with non-drip tip.

327 020 Self contained air operated lubricant dispenser with meter, 25 litres.



SELF CONTAINED HAND OPERATED LUBRICANT DISPENSERS 25 LITRES

Mobile unit for viscous lubricants. 25 l capacity tank with hand pump and a 1,5 m delivery hose with angled spout.

325 000 Self contained hand operated lubricant dispenser, 25 litres.

325 010 Self contained hand operated lubricant dispenser with meter, 25 litres. Includes in line meter at pump outlet.



SELF CONTAINED HAND OPERATED LUBRICANT DISPENSERS 70 LITRES

Mobile unit for viscous lubricants. 70 l capacity tank with hand pump and a 1,5 m delivery hose with angled spout.

326 000 Self contained hand operated lubricant dispenser, 70 litres.

326 010 Self contained hand operated lubricant dispenser with meter, 70 l
With in line meter at pump outlet.

PUMPMASTER 4 - 3:1 RATIO OIL PUMPS

340 120

STANDARD DUTY MEDIUM PRESSURE PUMPS

Double acting air operated medium pressure high volume pumps for dispensing lubricants in medium size installations. Pumps include height adjustable 2" BSP (M) bung adaptor for drum and tank bung mounting. Built in port for optional pressure relief valve (PN 609 007).



FLUIDS HANDLED

- Synthetic and mineral based lubricants.
- Gear oil.
- Hydraulic oil.
- Transmission fluid.

MARKETS SERVED

- Vehicle maintenance centres and auto dealers.
- Fleet service.
- Fast lube centres.
- In-plant.

MODELS				
PART No.	APPLICATION	PUMP TUBE HEIGHT	TOTAL HEIGHT	WEIGHT
340 120	Universal stub pump	200 mm	585 mm	5,7 kg
341 120	205 l (55 gal) drum bung mounted	910 mm	1.295 mm	7,7 kg

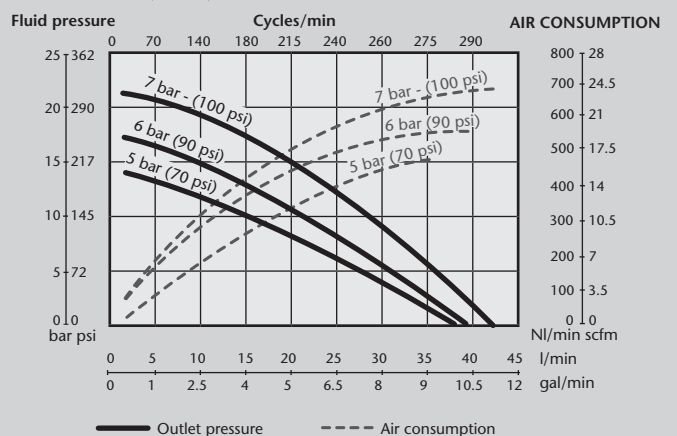
TECHNICAL DATA	
Pump pressure ratio	3:1
Air pressure operating range	1,5 - 10 bar (20 to 140 psi)
Air consumption ⁽¹⁾	285 NL/min (10 scfm)
Maximum fluid outlet pressure	30 bar (420 psi)
Air motor diameter	88 mm (3.5")
Air motor effective diameter	60 mm (2.4")
Air motor stroke	100 mm (4")
Delivery at 85 cpm	10 l/min (2.7 US gpm)
Maximum free flow delivery ⁽²⁾	42 l/min (11.1 US gpm)
Air inlet	3/8" NPSM (F)
Fluid inlet (short pump only)	1" BSP (F)
Fluid outlet	3/4" NPSM (F)
Wetted and seal materials	Aluminium / Steel / Polyurethane / NBR / PTFE
Noise level ⁽³⁾	93 dB

(1) Air consumption with 6 bar air inlet pressure and 10 l/min delivery.

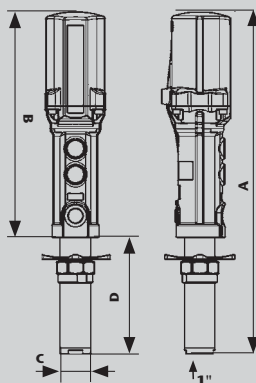
(2) Maximum free delivery at 7 bar.

(3) Maximum noise level measured at 1 m from the pump, 7 bar air pressure and free delivery.

SAE 30, 75 °F (24 °C) CAPACITY CURVE



DIMENSIONS (mm)		
MODEL	340 120	341 120
A (mm)	585	1.295
B (mm)	385	385
C (mm)	52	52
D (mm)	200	910



PUMPMASTER 4 - 5:1 RATIO OIL PUMPS



STANDARD DUTY MEDIUM PRESSURE PUMPS

347 120

Double action air operated medium pressure pumps for dispensing lubricants in medium to large size installations, that include multiple outlets with simultaneous operation. Pumps include height adjustable 2" BSP (M) bung adaptor for drum and tank bung mounting. Built in port for optional pressure relief valve (PN 609 007).

FLUIDS HANDLED

- Synthetic and mineral based lubricants.
- Gear oil.
- Hydraulic oil.
- Transmission fluid.

MARKETS SERVED

- Auto and truck dealers.
- Fleet service facilities.
- Marine.
- In-plant.

MODELS				
PART No.	APPLICATION	PUMP TUBE HEIGHT	TOTAL HEIGHT	WEIGHT
347 120	Universal stub pump	278 mm	663 mm	5,6 kg
348 120	205 l (55 gal) drum bung mounted	915 mm	7,4 kg	

TECHNICAL DATA	
Pump pressure ratio	5:1
Air pressure operating range	1,5 - 10 bar (20 to 140 psi)
Air consumption ⁽¹⁾	400 NL/min (14 scfm)
Maximum fluid outlet pressure	50 bar (700 psi)
Air motor diameter	88 mm (3.5")
Air motor effective diameter	60 mm (2.4")
Air motor stroke	100 mm (4")
Delivery at 125 cpm	10 l/min (2.7 US gpm)
Maximum free flow delivery ⁽²⁾	25 l/min (6.6 US gpm)
Air inlet	3/8" NPSM (F)
Fluid inlet (short pump only)	1" BSP (F)
Fluid outlet	3/4" NPSM (F)
Wetted and seal materials	Aluminium / Steel / Polyurethane / NBR / PTFE
Noise level ⁽³⁾	95 dB

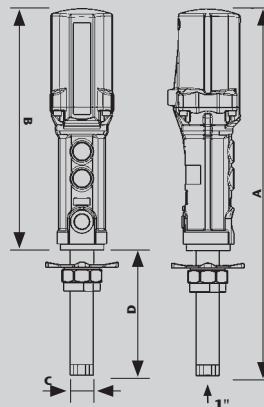
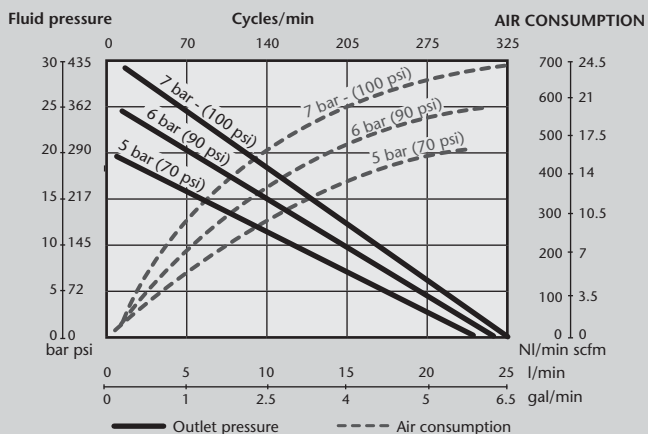
(1) Air consumption with 6 bar air inlet pressure and 10 l/min delivery.

(2) Maximum free delivery at 7 bar.

(3) Maximum noise level measured at 1 m from the pump, 7 bar air pressure and free delivery.



SAE 30, 73 °F (23 °C) CAPACITY CURVE




DIMENSIONS (mm)		
MODEL	347 120	348 120
A (mm)	663	1.300
B (mm)	385	385
C (mm)	42	42
D (mm)	278	915

PUMPMASTER 4 - 3:1 AND 5:1 OIL PUMPS INSTALLATION KITS AND ACCESSORIES

Installing an oil pump in a distribution system requires more than a bare pump. SAMOA offers a range of installation kits that include all the accessories needed to efficiently dispense or transfer lubricants. Kits can be used with 205 litre oil drums, 1.000 litre IBCs and tanks and they provide an easy solution to common applications.

379 503



379 500



379 504



PUMP RATIO	TANK MOUNTED PUMP KIT		WALL MOUNTED PUMP KIT		205 L DRUM MOUNTED PUMP KIT	
	PM4 - 3:1	PM4 - 5:1	PM4 - 3:1	PM4 - 5:1	PM4 - 3:1	PM4 - 5:1
KIT PART NUMBER	379 403	379 503	379 400	379 500	379 404	379 504
PUMP	340 120	347 120	340 120	347 120	341 120	348 120
SUCTION KIT	368 105 1.400 mm suction tube	368 105 1.400 mm suction tube	367 105	367 105	-	-
HOSE CONNECTION KIT	362 911	362 911	362 911	362 911	362 911	362 911

PUMP KIT ACCESSORIES

239 004: 1/2" BSP (MM) connection adaptor

241 201: Air pressure regulator, 0-12 bar, 3/8" BSP (F) - 1/2" BSP (F)

241 501: Air filter and pressure regulator, 0-12 bar, 3/8" BSP (F) - 1/2" BSP (F)

609 007: Pressure relief valve, 1/4" BSP (M) - 60 bar approx. opening pressure. When mounted to the pump body, prevents damage in the system caused by over pressure produced by thermal expansion (1 °C increase in temperature can cause up to 10 bar increase in the system pressure).

950 303: 3/4" BSP (FF) ball valve.

PUMPMASTER 4 PUMP ACCESSORIES

360 102



360 102 Wall bracket
360 120 Floor bracket

360 120



367 000



SUCTION ASSEMBLIES AND SUCTION HOSES

Suction assemblies for wall mounted stub pumps. Assemblies include Ø 42 suction tube with foot valve, height adjustable 2" bung adaptor and 2 m x 3/4" rubber connection hose.

367 000 Suction assembly for 1.000 litre IBC and 205 litre drums

1.060 mm suction tube.

367 003 Suction assembly for tanks

1.600 mm suction tube.

362 400 1 m x 1" connection hose. For connecting a PM4 pump to tank 1" BSP (M) connection on both sides, with a 90° connection on one side.

945 670 1" BSP (M) x 3/4" BSP (M) connection adaptor

Required for connecting the suction assemblies to a PM4 pump.



362 911

HOSE CONNECTION KIT

362 911 PumpMaster 4 pump connection kit

Includes 1 m x 3/8" air hose 247 710 with 1/2" and 3/8" BSP (M) fittings, 1,5 m x 3/4" oil hose with 3/4" BSP (MM) fittings 362301, one automatic quick air coupling 3/8" BSP (F) 253 138 and one quick air connector 3/8" BSP (M) 259 038.

PRESSURE RELIEF VALVE

SAMOA pumps include a 1/4" plug that can be removed and replaced with a pressure relief valve.

609 007 Pressure relief valve

opens at approx. 60 bar. Possibility to connect either a 1/4" hose with a clamp or a hose with 1/8" BSP (F) fitting as oil return live.

AIR ACCESSORIES

See page 27 for air accessories.

360 002



BUNG ADAPTOR 2" (M) CONNECTION FOR DRUM AND TANKS BUNG OPENINGS

360 001 Bung adaptor for PM4 - 3:1 pump

Pump tube outside diameter: 52 mm.

360 002 Bung adaptor for PM4 - 5:1 pumps

Pump tube outside diameter: 42 mm.

PUMPMASTER 35 - 5:1 RATIO OIL PUMPS



HEAVY-DUTY MEDIUM PRESSURE PUMP

535 530

Double acting air operated medium pressure pump for oil distribution applications. Pumps include height adjustable 2" BSP (M) bung adaptor for drum and tank bung mounting. Built in port for optional pressure relief valve (PN 609 007).

FLUIDS HANDLED

- Synthetic and mineral based oil.
- Hydraulic oil.
- Gear lube.
- Transmission fluid.

MARKETS SERVED

- Auto and truck dealers.
- Fleet service facilities.
- Mining and construction.
- Lube trucks.
- Railroad and mass transit maintenance.
- Marine.
- In-plant.



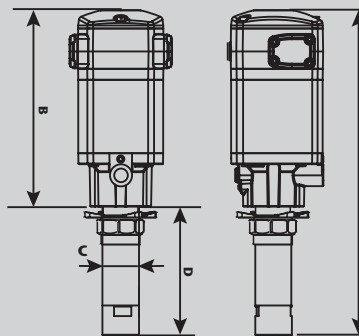
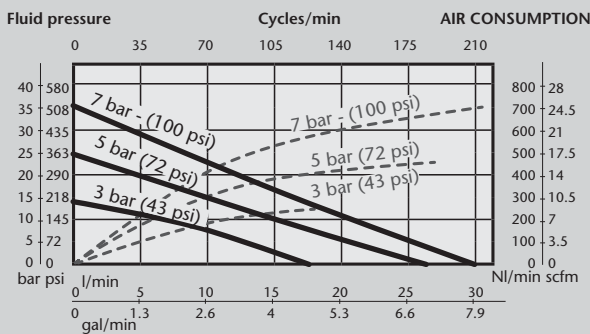
MODELS				
PART No.	APPLICATION	PUMP TUBE HEIGHT	TOTAL HEIGHT	WEIGHT
535 530	Universal stub pump with bung adaptor	200 mm	469 mm	5,6 kg
535 580	Universal stub pump	200 mm	469 mm	5,3 kg
535 510	205 l (55 gal) drum bung mounted	925 mm	1.194 mm	8 kg

TECHNICAL DATA	
Pump pressure ratio	5:1
Air pressure operating range	2 to 12 bar (30 to 175 psi)
Air consumption (1)	350 NI/min (12.4 scfm)
Maximum fluid outlet pressure	60 bar (875 psi)
Air motor effective diameter	80 mm (3.15")
Air motor stroke	80 mm (3.15")
Delivery at 80 cpm	12 l/min (3.2 gal/min)
Maximum free flow delivery	30 l/min (8 gal/min)
Air inlet	3/8" BSP (F)
Fluid inlet	1 1/2" BSP (F)
Fluid outlet	1/2" BSP (F)
Wetted and seal materials	Hard chromed steel / Steel / Polyurethane / NBR / Aluminium
Noise level (2)	80 dB

(1) Maximum air consumption with 5 bar (72 psi) air inlet pressure and 80 cpm.

(2) Maximum noise level measured at 1 m (3') from the pump, 7 bar (100 psi) air pressure and free delivery.

SAE 10, 21 °C (70 °F) CAPACITY CURVE



DIMENSIONS mm			
MODEL	535 530	535 580	535 510
A	469	469	1.194
B	269	269	269
C	52	52	52
D	200	200	925

— Outlet pressure
 - - - - - Air consumption

Product specifications are subject to change without prior notice

PUMPMASTER 35 - 8:1 RATIO OIL PUMPS

HEAVY-DUTY HIGH PRESSURE PUMP

Double acting air operated high pressure pump for oil distribution applications. Pumps include height adjustable 2" BSP (M) bung adaptor for drum and tank bung mounting. Built in port for optional pressure relief valve (PN 609 008).



FLUIDS HANDLED

- Synthetic and mineral based oil.
- Hydraulic oil.
- Gear lube.
- Transmission fluid.
- Corrosion protection fluids.

MARKETS SERVED

- Vehicle maintenance centres.
- Fleet service.
- Mining and construction.
- Lube trucks.
- Railroad and mass transit maintenance.
- Marine.
- In-plant.

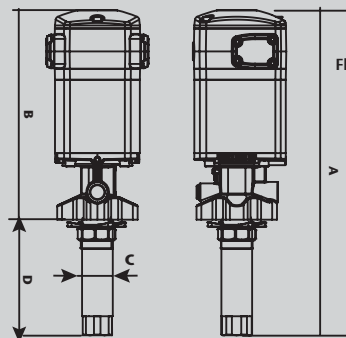
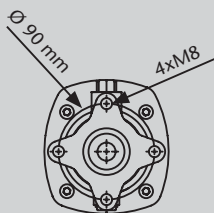
MODELS				
PART No.	APPLICATION	PUMP TUBE HEIGHT	TOTAL HEIGHT	WEIGHT
535 830	Universal stub pump with bung adaptor	200 mm	487 mm	6,8 kg
535 880	Universal stub pump	200 mm	487 mm	6,4 kg
535 810	205 l (55 gal) drum bung mounted	925 mm	1.212 mm	8,3 kg

TECHNICAL DATA	
Pump pressure ratio	8:1
Air pressure operating range	2 to 12 bar (30 to 175 psi)
Air consumption (1)	350 NI/min (12.4 scfm)
Maximum fluid outlet pressure	96 bar (1,400 psi)
Air motor effective diameter	80 mm (3.15")
Air motor stroke	80 mm (3.15")
Delivery at 80 cpm	7 l/min (1.9 gal/min)
Maximum free flow delivery	17 l/min (4.5 gal/min)
Air inlet	3/8" BSP (F)
Fluid inlet	1" BSP (F)
Fluid outlet	1/2" BSP (F)
Wetted and seal materials	Cast iron / Hard chromed steel / Steel / Polyurethane, NBR
Noise level (2)	80 dB

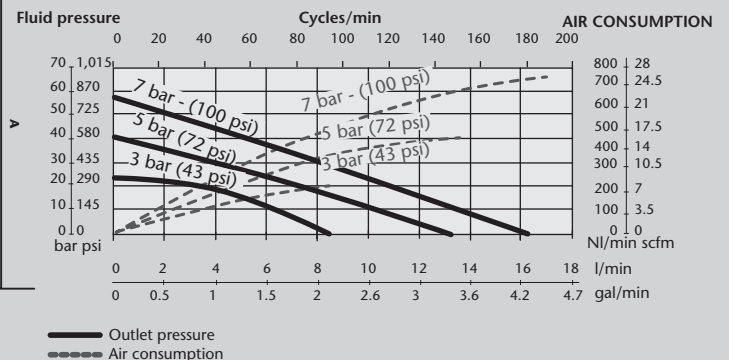
(1) Maximum air consumption with 5 psi (72 bar) air inlet pressure and 80 cpm.

(2) Maximum noise level measured at 3' (1 m) from the pump, 100 psi (7 bar) air pressure and free delivery.

DIMENSIONS mm			
MODEL	535 830	535 880	535 810
A	487	487	1.212
B	287	287	287
C	42	42	42
D	200	200	925



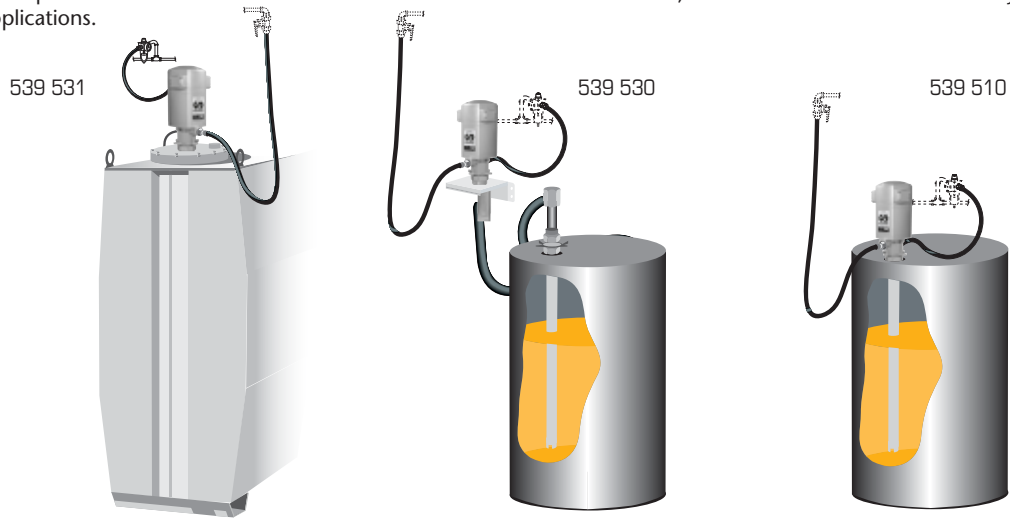
SAE 10, 21 °C (70 °F) CAPACITY CURVE



PUMPMASTER 35 - 5:1 AND 8:1 OIL PUMPS INSTALLATION KITS AND ACCESSORIES



Installing an oil pump in a distribution system requires more than a bare pump. SAMOA offers a range of installation kits that include all the accessories needed to efficiently dispense or transfer lubricants. Kits can be used with 205 litre oil drums, 1.000 litre IBCs and tanks and they provide an easy solution to common applications.




PUMP RATIO	TANK MOUNTED PUMP KIT		WALL MOUNTED PUMP KIT		205 l DRUM MOUNTED PUMP KIT	
	PM35 - 5:1	PM35 - 8:1	PM35 - 5:1	PM35 - 8:1	PM35 - 5:1	PM35 - 8:1
KIT PART NUMBER	539 531	539 831	539 530	539 830	539 510	539 810
PUMP	535 530	535 830	535 530	535 830	535 510	535 810
SUCTION KIT	368 112	368 105	367 106	367 107	-	-
HOSE CONNECTION KIT	539 805	539 805	539 805	539 805	539 805	539 805

PUMP KIT ACCESSORIES

- 239 004:** 1/2" BSP (MM) connection adaptor.
- 241 201:** Air pressure regulator, 0-12 bar, 3/8" BSP (F) - 1/2" BSP (F).
- 241 501:** Air filter and pressure regulator, 0-12 bar, 3/8" BSP (F) - 1/2" BSP (F).
- 609 007:** Pressure relief valve, 1/4" BSP (M) - 60 bar approx. opening pressure.
- 609 008:** Pressure relief valve, 1/4" BSP (M) - 100 bar approx. opening pressure.
- 950 303:** 3/4" BSP (FF) ball valve.

PUMPMASTER 35 PUMP ACCESSORIES

360 139



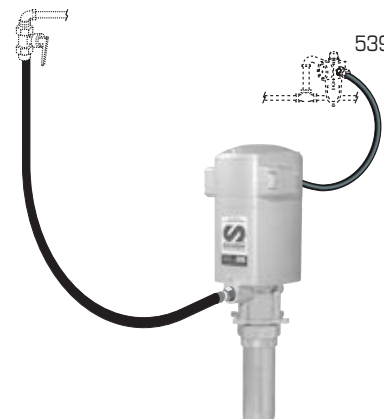
609 007



367 006



539 805



PUMP BRACKETS

- 360 139 Wall bracket**, bung mount pump (2" F).
- 360 140 Wall bracket**, flange mount pump (4 x M8).

PRESSURE RELIEF VALVES

For protection against overpressure caused by oil thermal expansion (1 °C increase in temperature can cause 10 bar increase in system pressure). SAMOA pumps include a 1/4" plug that can be removed and replaced with a pressure relief valve.

- 609 007 PM35 - 5:1 Pressure relief valve** opens at approx. 60 bar. Possibility to connect either a 1/4" hose with a clamp or a hose with 1/8" BSP (F) fitting as oil return live.
- 609 008 PM35 - 8:1 Pressure relief valve** Same as 609 007 but for 100 bar.

SUCTION ASSEMBLIES AND SUCTION HOSES

Suction assemblies for wall mounted stub pumps. Assemblies include Ø 42 suction tube with foot valve, height adjustable 2" bung adaptor and 2 m x 1" rubber connection hose.

- 367 006 Suction assembly** for 1.000 litre IBC and 205 litre drums. 1,060 mm suction tube.
- 362 400, 1 m x 1" connection hose.** For connecting a PM35 pump to tank 1" BSP (M) connection on one side, with a 1" BSP (M) - 90° connection on the other side.
- 945 555, 1" BSP (MM) connection adaptor.** Required for connecting the suction assemblies to a PM35 - 8:1 pump.
- 945 681, 1" BSP (M) - 1 1/2" BSP (M) connection adaptor.** Required for connecting the suction assemblies to a PM35 - 5:1 pump.

HOSE CONNECTION KIT

539 805 PM35 pump connection kit Includes 1 m x 3/8" air hose (247 710) with elbow (239 350), quick air coupling (253 138), air nipple (259 038) and 1,5 m x 1/2" oil hose (362 101) with swivel elbow (945 736).

AIR ACCESSORIES

See page 27 for air accessories.

PUMPMASTER 45 - 3:1 RATIO OIL PUMP

536 330

HEAVY-DUTY VOLUME TRANSFER PUMP

Double acting air operated medium pressure and high delivery pump for large volume transfer applications. Built in port for optional pressure relief valve (PN 609 007). Flange mounted pump.



FLUIDS HANDLED

- Synthetic and mineral based lubricants.
- Hydraulic oil.
- Gear oil.
- Transmission fluid.

MARKETS SERVED

- Construction equipment maintenance.
- Mining equipment.
- Large fleets.
- Railroad and mass transit maintenance.
- Marine.
- In plant oil distribution and transfer.

MODELS

PART No.	APPLICATION	PUMP TUBE HEIGHT	TOTAL HEIGHT	WEIGHT
536 330	Universal stub pump	200 mm	702 mm	17 kg

TECHNICAL DATA

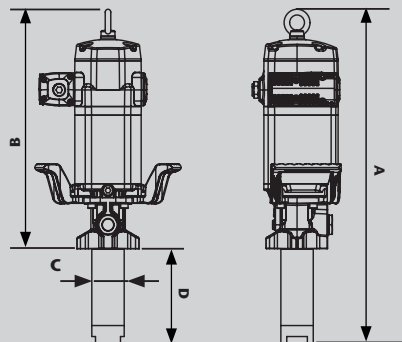
Pump pressure ratio	3:1
Air pressure operating range	1,5 to 12 bar (20 to 170 psi)
Air consumption ⁽¹⁾	800 NI/min (28 scfm)
Maximum fluid outlet pressure	36 bar (510 psi)
Air motor effective diameter	115 mm (4 1/2")
Air motor stroke	100 mm (4")
Delivery at 80 cpm	45 l/min (11.88 gal/min)
Maximum free flow delivery	120 l/min (31.70 gal/min)
Air inlet	1/2" BSP (F)
Fluid inlet	1 1/2" BSP (F)
Fluid outlet	3/4" BSP (F)
Wetted and seal materials	Cast iron / Nickel / Aluminium / Steel / Polyurethane / NBR
Noise level ⁽²⁾	80 dB

(1) Maximum air consumption with 5 bar air inlet pressure and 80 cpm.

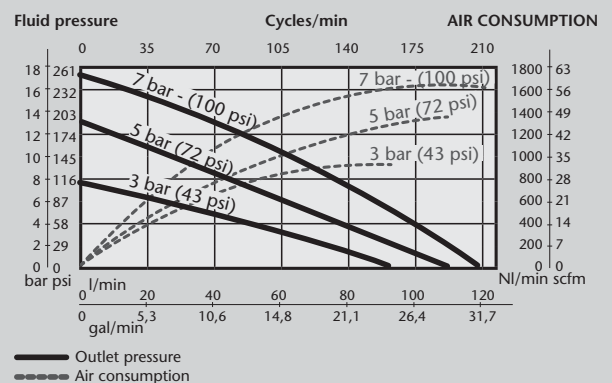
(2) Maximum noise level measured at 1 m from the pump, 7 bar air pressure and free delivery.

DIMENSIONS (mm)

MODEL	536 330
A (mm)	702
B (mm)	502
C (mm)	90
D (mm)	200



SAE 10, 21 °C (70 °F) CAPACITY



PUMPMASTER 45 - 6:1 RATIO OIL PUMP

HEAVY-DUTY HIGH FLOW PUMP

536 630

Double acting air operated medium pressure for large systems with simultaneous operation outlets that require a high delivery pump. Built in port for optional pressure relief valve (PN 609 007). Flange mounted pump.

FLUIDS HANDLED

- Synthetic and mineral based lubricants.
- Hydraulic oil.
- Gear oil.
- Transmission fluid.

MARKETS SERVED

- Large auto and truck dealers.
- Construction equipment maintenance.
- Mining equipment maintenance.
- Large fleets.
- Railroad and mass transit maintenance.
- Marine.
- In plant oil distribution.

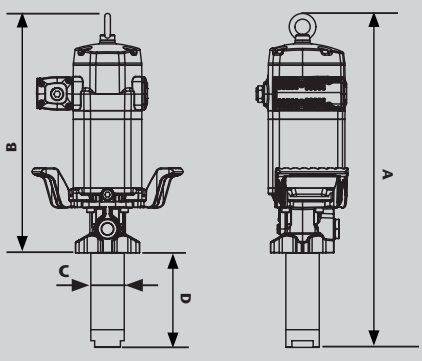
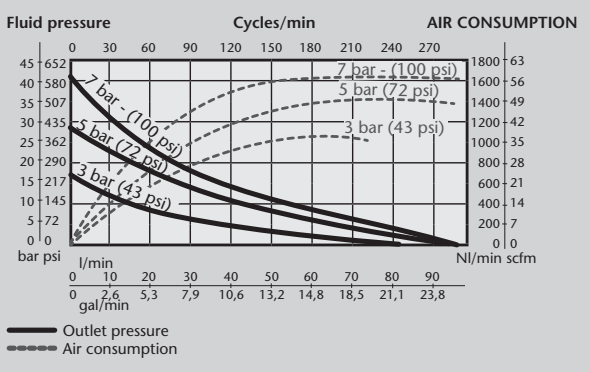


MODELS				
PART No.	APPLICATION	PUMP TUBE HEIGHT	TOTAL HEIGHT	WEIGHT
536 630	Universal stub pump	200 mm	702 mm	17 kg

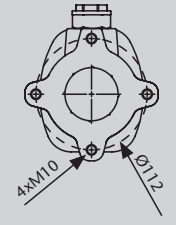
TECHNICAL DATA	
Pump pressure ratio	6:1
Air pressure operating range	1,5 to 12 bar (20 to 170 psi)
Air consumption ⁽¹⁾	830 NI/min (29 scfm)
Maximum fluid outlet pressure	72 bar (1,020 psi)
Air motor effective diameter	115 mm (4 1/2")
Air motor stroke	100 mm (4")
Delivery at 80 cpm	25 l/min (6.60 gal/min)
Maximum free flow delivery	95 l/min (25.09 gal/min)
Air inlet	1/2" BSP (F)
Fluid inlet	1 1/2" BSP (F)
Fluid outlet	3/4" BSP (F)
Wetted and seal materials	Cast iron / Hard chromed steel / Steel / Polyurethane / NBR
Noise level ⁽²⁾	80 dB

(1) Maximum air consumption with 5 bar air inlet pressure and 80 cpm.
 (2) Maximum noise level measured at 1 m from the pump, 7 bar air pressure and free delivery.

SAE 10, 21 °C (70 °F) CAPACITY



DIMENSIONS (mm)	
MODEL	536 630
A (mm)	702
B (mm)	502
C (mm)	70
D (mm)	200



PUMPMASTER 45 - 10:1 RATIO OIL PUMPS

536 010

HEAVY-DUTY PRESSURE FLOW PUMPS

Double acting air operated moderate pressure pump for very large oil systems or when a low air pressure or cold temperatures would limit pump performance. Built in port for optional pressure relief valve (PN 609 007). Flange mounted pumps. Pump 536 010 can also use bung adaptor (PN 360 006) for bung mounting.

FLUIDS HANDLED

- Synthetic and mineral based lubricants.
- Hydraulic oil.
- Gear oil.
- Transmission fluid.

MARKETS SERVED

- Large auto and truck dealers.
- Construction equipment maintenance.
- Mining equipment maintenance.
- Railroad and mass transit maintenance.
- Large fleets.
- Lube trucks.
- Marine.
- In plant oil distribution.

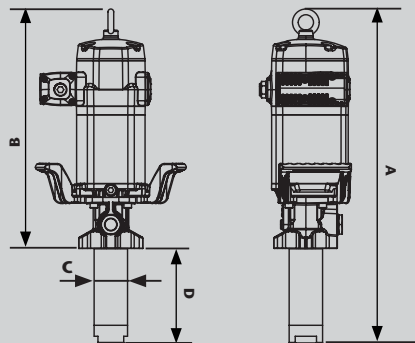


MODELS				
PART No.	APPLICATION	PUMP TUBE HEIGHT	TOTAL HEIGHT	WEIGHT
536 030	Universal stub pump	200 mm	702 mm	16,5 kg
536 010	205 l drum bung mounted	855 mm	1.357 mm	17 kg

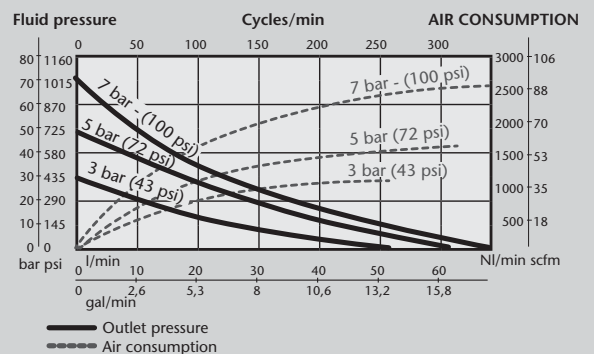
TECHNICAL DATA	
Pump pressure ratio	10:1
Air pressure operating range	1,5 to 12 bar (20 to 170 psi)
Air consumption ⁽¹⁾	850 NI/min (30 scfm)
Maximum fluid outlet pressure	120 bar (1,700 psi)
Air motor effective diameter	115 mm (4 1/2")
Air motor stroke	100 mm (4")
Delivery at 80 cpm	15 l/min (4 gal/min)
Maximum free flow delivery	65 l/min (17.17 gal/min)
Air inlet	1/2" BSP (F)
Fluid inlet	1 1/2" BSP (F)
Fluid outlet	3/4" BSP (F)
Wetted and seal materials	Cast iron / Hard chromed steel / Steel / Polyurethane / NBR
Noise level ⁽²⁾	80 dB

(1) Maximum air consumption with 5 bar air inlet pressure and 80 cpm.
 (2) Maximum noise level measured at 1 m from the pump, 7 bar air pressure and free delivery.

DIMENSIONS (mm)		
MODEL	536 030	536 010
A (mm)	702	1.357
B (mm)	502	502
C (mm)	54	54
D (mm)	200	855



SAE 10, 21 °C (70 °F) CAPACITY



PUMPMASTER 60 - 6:1 RATIO OIL PUMP



HEAVY-DUTY HIGH DELIVERY PUMP

537 630

Double acting air operated medium pressure and high delivery pump, for large installations with simultaneous operation outlets and applications that require large, constant delivery rates. Built in port for optional pressure relief valve (PN 609 007). Flange mounted pump.

FLUIDS HANDLED

- Synthetic and mineral based lubricants.
- Hydraulic oil.
- Gear oil.
- Transmission fluid.

MARKETS SERVED

- Very large auto and truck dealers.
- Construction equipment maintenance.
- Mining equipment maintenance.
- Large fleets.
- Railroad and mass transit maintenance.
- Marine.
- In plant oil distribution.

MODELS

PART No.	APPLICATION	PUMP TUBE HEIGHT	TOTAL HEIGHT	WEIGHT
537 630	Universal stub pump	200 mm	716 mm	19 kg

TECHNICAL DATA

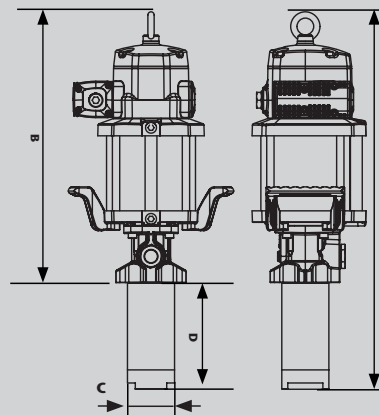
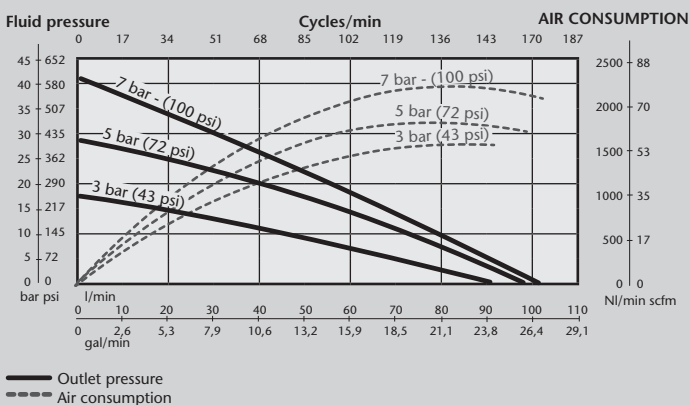
Pump pressure ratio	6:1
Air pressure operating range	1,5 to 12 bar (20 to 170 psi)
Air consumption ⁽¹⁾	1.100 NI (39 scfm)
Maximum fluid outlet pressure	72 bar (1,020 psi)
Air motor effective diameter	150 mm (6")
Air motor stroke	100 mm (4")
Delivery at 60 cpm	35 l/min (9.25 gal/min)
Maximum free flow delivery	100 l/min (26.42 gal/min)
Air inlet	1/2" BSP (F)
Fluid inlet	1 1/2" BSP (F)
Fluid outlet	3/4" BSP (F)
Wetted and seal materials	Cast iron / Aluminium / Nickel / Steel / Polyurethane / NBR
Noise level ⁽²⁾	80 dB

(1) Maximum air consumption with 5 bar air inlet pressure and 60 cpm.

(2) Maximum noise level measured at 1 m from the pump, 7 bar air pressure and free delivery.

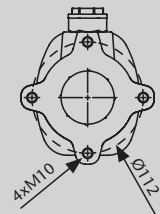


SAE 10, 21 °C (70 °F) CAPACITY



DIMENSIONS (mm)

MODEL	537 630
A (mm)	716
B (mm)	516
C (mm)	90
D (mm)	200



PUMPMASTER 60 - 12:1 RATIO OIL PUMP

537 130

HEAVY-DUTY HIGH PERFORMANCE PUMP

Double acting air operated moderate pressure and high delivery for very large installation with simultaneous operation outlets or when low air pressure would limit pump performances. Built in port for optional pressure relief valve (PN 609 007). Flange mounted pump.



FLUIDS HANDLED

- Synthetic and mineral based lubricants.
- Hydraulic oil.
- Gear oil.
- Transmission fluid.

MARKETS SERVED

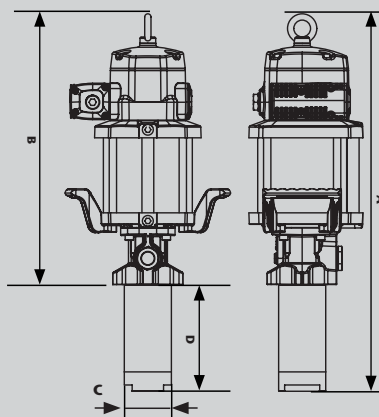
- Very large auto and truck dealers.
- Construction equipment maintenance.
- Mining equipment maintenance.
- Large fleets.
- Railroad and mass transit maintenance.
- Marine.
- In plant oil distribution.

MODELS				
PART No.	APPLICATION	PUMP TUBE HEIGHT	TOTAL HEIGHT	WEIGHT
537 130	Universal stub pump	200 mm	716 mm	19 kg

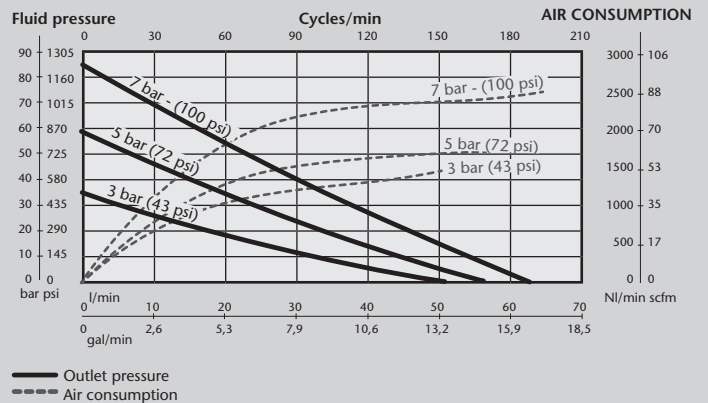
TECHNICAL DATA	
Pump pressure ratio	12:1
Air pressure operating range	1,5 to 12 bar (20 to 170 psi)
Air consumption ⁽¹⁾	1.150 NI (41 scfm)
Maximum fluid outlet pressure	144 bar (2,040 psi)
Air motor effective diameter	150 mm (6")
Air motor stroke	100 mm (4")
Delivery at 60 cpm	20 l/min (5.30 gal/min)
Maximum free flow delivery	65 l/min (17 gal/min)
Air inlet	1/2" BSP (F)
Fluid inlet	1 1/2" BSP (F)
Fluid outlet	3/4" BSP (F)
Wetted and seal materials	Cast iron / Hard chromed steel / Steel / Polyurethane / NBR
Noise level ⁽²⁾	80 dB

(1) Maximum air consumption with 5 bar air inlet pressure and 60 cpm.
 (2) Maximum noise level measured at 1 m from the pump, 7 bar air pressure and free delivery.

DIMENSIONS (mm)	
MODEL	537 130
A (mm)	716
B (mm)	516
C (mm)	70
D (mm)	200



SAE 10, 21 °C (70 °F) CAPACITY



PUMPMASTER 45 AND 60 ACCESSORIES



HOSE CONNECTION KIT

539 009

539 009 Hose Connection kit for PM45 and PM60 oil pumps

Includes 1 m x 1/2" air hose (PN 248 018) with swivel elbow (PN 239 352), quick air coupler (PN 251 412), air nipple (PN 255 312), and 2 m x 3/4" oil hose (PN 362 302) with swivel elbow (PN 945 738).

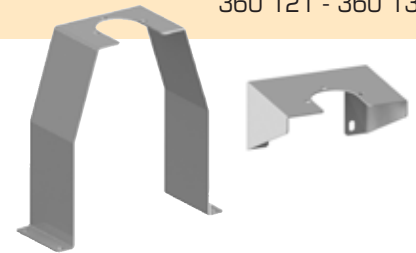


PUMP BRACKETS

360 121 - 360 132

360 132 Wall bracket. For PM45 and PM60 universal stub pumps.

360 121 Floor bracket. For PM45 and PM60 universal stub pumps.



BUNG ADAPTOR

360 006

For use with PM45 10:1 pressure ratio pumps only

PM45 10:1 pumps are the only pumps with a 2" pump tube and therefore the only pumps that fit through 2" bung openings on drums and tanks. All other PM45 and PM60 pumps must be wall or floor mounted using an adequate bracket and suction accessories.

360 006 Bung adaptor

For PM45 10:1 pumps only.



SUCTION ACCESSORIES

367 016 Suction assembly for 205 l drums and lbs. For use with PM45 10:1 wall mounted universal stub pumps only.

It includes a 42 mm x 2 m suction tube with foot valve and 2 m x 3/4" hose.

362 402 Suction hose 1.800 mm x 1-1/2" rubber connection hose.

1-1/2" BSP (M) connection elbow on one side and 1-1/2" (M) straight connection on the other.

945 724 Connection adaptor, 1-1/2" BSP (MM).

945 737 Elbow, 1-1/2" BSP (FF).

609 104 Bung adaptor

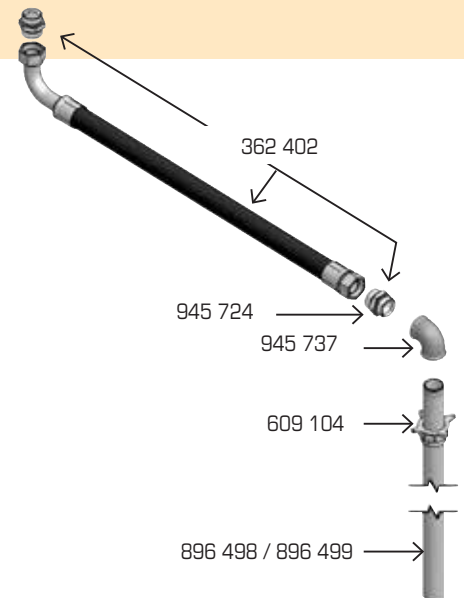
Adaptor for fixing tube 736 771 to a 2" bung opening.

896 498 Suction tube

1.000 x 1-1/2", 1-1/2" BSP (MF) connection threads.

896 499 Suction tube

1.250 x 1-1/2", 1-1/2" BSP (MF) connection threads.



PRESSURE RELEASE VALVES

609 007

Prevent damage caused by overpressure due to oil thermal expansion.

609 007 Pressure release valve. Opening pressure approximate 60 bar.

609 008 Pressure release valve. Opening pressure approximate 100 bar.



OIL PUMP ACCESSORIES

PUMP BRACKETS



PM2 AND PM4 PUMP BRACKETS

360 102 Wall bracket

360 120 Floor bracket

360 106 Bracket for fixing a pump and a hose reel on top of a 1.000 I IBC

Requires pump bracket 360 102 (not included).

360 107 Bracket for fixing a pump and a hose reel laterally on a 1.000 I IBC

Requires pump bracket 360 102 (not included).

360 108 Bracket for fixing a pump laterally on a 1.000 I IBC

Requires pump bracket 360 102 (not included).

PM35 PUMP BRACKETS

360 139 Wall bracket, bung mount pump (2" F).

360 140 Wall bracket, flange mount pump (4 x M8).

PM45 AND PM60 PUMP BRACKETS

360 132 Wall bracket

360 121 Floor bracket

CONNECTION ADAPTERS AND VALVES



CONNECTION ADAPTERS

945 590, 1/4" BSP (MM).

945 592, 3/8" BSP (MM).

945 558, 1/2" BSP (MM).

945 551, 3/4" BSP (MM).

945 555, 1" BSP (MM).

945 724, 1 1/2" BSP (MM).

945 681, 1 1/2" BSP (M) - 1" BSP (M).

945 552 1" BSP (M) - 3/4" BSP (M).

945 554, 3/4" BSP (M) - 1/2" BSP (M).

945 557, 1/2" BSP (M) - 3/8" BSP (M).

945 567, 2" BSP (M) - 1 1/2" BSP (M).

945 565, 2" BSP (M) - 1" BSP (F).

945 513, 1 1/4" BSP (M) - 3/4" BSP (F).

945 670, 1" BSP (M) - 3/4" BSP (F).

369 900, 3/4" BSP (M) - 1/2" BSP (F).

945 556, 1/2" BSP (M) - 3/8" BSP (F).

369 601, 1/2" BSP (MM) 45° elbow.

945 572, 3/4" BSP (MF) 90° elbow.

945 548, 1/2" BSP (MM) 90° elbow.

945 738, 3/4" BSP (M) - 3/4" BSP (F) elbow.

LOW AND MEDIUM PRESSURE VALVES

950 305, 1/4" BSP (FF), 65 bar quarter turn valve.

950 320, 3/8" BSP (FF), 65 bar quarter turn valve.

950 300, 1/2" BSP (FF), 65 bar quarter turn valve.

950 303, 3/4" BSP (FF), 40 bar quarter turn valve.

950 306, 1" BSP (FF), 40 bar quarter turn valve.

950 312, 1-1/2" BSP (FF), 25 bar quarter turn valve.

950 308, 2" BSP (FF), 25 bar quarter turn valve.

HIGH PRESSURE VALVES

950 304, 1/2" BSP (FF), 500 bar quarter turn valve.

950 328, 3/4" BSP (FF), 400 bar quarter turn valve.

950 329, 1" BSP (FF), 350 bar quarter turn valve.

AIR LINE SHUTOFF VALVES

950 302, Needle air valve 1/4" BSP (FF).

950 321, Air valve 1/4" BSP (FF).

950 318, Air valve 3/8" BSP (FF).

950 319, Air valve 1/2" BSP (FF).

362 104

OIL HOSES



Manufactured in NBR with a steel reinforcement braid. With two swaged nuts and male-male adaptors on both ends.

362 100, 1 m x 1/2". Working pressure: 160 bar. Connection threads: 1/2" BSP (MM).

362 101, 1,5 m x 1/2". Working pressure: 160 bar. Connection threads: 1/2" BSP (MM).

362 102, 2 m x 1/2". Working pressure: 160 bar. Connection threads: 1/2" BSP (MM).

362 103, 3 m x 1/2". Working pressure: 160 bar. Connection threads: 1/2" BSP (MM).

362 104, 4 m x 1/2". Working pressure: 160 bar. Connection threads: 1/2" BSP (MM).

362 300, 1 m x 3/4". Working pressure: 100 bar. Connection threads: 3/4" BSP (MM).

362 301, 1,5 m x 3/4". Working pressure: 100 bar. Connection threads: 3/4" BSP (MM).

362 302, 1,8 m x 3/4". Working pressure: 100 bar. Connection threads: 3/4" BSP (MM).

362 303, 3 m x 3/4". Working pressure: 100 bar. Connection threads: 3/4" BSP (MM).



OIL PUMP ACCESSORIES

AIR QUICK COUPLERS

Standard Series Quick Couplers.
 Manufactured in brass, with nickel plated body and stainless steel wear parts, Compatible with US MIL C4109 – ISO 6150 B12. Flow capacity: 1.000 l/min.

PART No.	THREAD	APPLICATION
253 114	1/4" BSP (F)	PM2 pump
253 138	3/8" BSP(F)	PM4 and PM35 pumps
253 112	1/2" BSP (F)	PM45 and PM60 pumps



Safety Quick Couplers
 One-step release and exhaust operation quickly vents system pressure allowing for a safe disconnect. Manufactured in stainless steel, nickel plated brass, NBR and TPE. Compatible with ISO 6150 B12. Flow capacity: 1,200 l/min.

PART No.	THREAD	APPLICATION
250 614	1/4" BSP (F)	PM2 pump
250 638	3/8" BSP(F)	PM4 and PM35 pumps
250 612	1/2" BSP (F)	PM45 and PM60 pumps



AIR NIPPLES

Compatible with US MIL C4109 - ISO 6150 B12.

PART No.	THREAD	APPLICATION
259 014	1/4" BSP (M)	PM2 pump
259 038	3/8" BSP(M)	PM4 and PM35 pumps
259 012	1/2" BSP (M)	PM45 and PM60 pumps



259 014

AIR TREATMENT UNITS

PART No.	THREAD	COMPONENT	APPLICATION
240 000	1/4" BSP (FF)	Combined air filter, regulator and lubricator	PM2 pumps
240 201		Combined air filter and regulator	
240 200		Air line regulator	
241 001	1/2" BSP (FF) with 1/2" BSP(M) – 3/8" BSP(F) adaptors	Combined air filter, regulator and lubricator	PM4 and PM35 pumps
241 501		Combined air filter and regulator	
241 201		Air line regulator	
242 102	3/4" BSP (FF)	Combined air filter, regulator and lubricator	PM45 and PM60 pumps
242 302		Air filter	
242 202		Air line regulator	



240 000

AIR HOSES

PART No.	LENGTH	INT. DIAM.	CONNECTION THREADS	APPLICATION
246 006	0,6 m	1/4" - 6 mm	1/4" BSPT (MM)	PM2 pumps
246 010	1,0 m	1/4" - 6 mm	1/4" BSPT (MM)	
246 015	1,5 m	1/4" - 6 mm	1/4" BSPT (MM)	
247 706	0,6 m	3/8" - 10 mm	3/8" x 1/2" BSPT (MM)	PM4 and PM35 pumps
247 710	1,0 m	3/8" - 10 mm	3/8" x 1/2" BSPT (MM)	
247 715	1,5 m	3/8" - 10 mm	3/8" x 1/2" BSPT (MM)	
362 100	1,0 m	1/2" - 12 mm	1/2" BSPT (MM)	PM45 and PM60 pumps
362 101	1,5 m	1/2" - 12 mm	1/2" BSPT (MM)	



246 010

OIL PUMPS MOUNTING ACCESSORIES QUICK REFERENCE CHART

PUMP	PUMPMASTER 2		PUMPMASTER 4		PUMPMASTER 35		PUMPMASTER 45			PUMPMASTER 60	
	1:1	3:1	3:1	5:1	5:1	8:1	3:1	6:1	10:1	6:1	12:1
BUNG ADAPTOR	360 001	360 000	360 001	360 002	360 001	360 002	(1)	(1)	360 006	(1)	(1)
CONNECTION HOSE KIT	362 910	362 910	362 911	362 911	539 805	539 805	539 009	539 009	539 009	539 009	539 009
WALL MOUNTING BRACKET	360 102	360 102	360 102	360 102	360 139	360 139	360 132	360 132	360 132	360 132	360 132
FLOOR BRACKET	360 120	360 120	360 120	360 120	-	-	360 121	360 121	360 121	360 121	360 121
THERMAL RELIEF KIT	Not needed	609 007	609 007	609 007	609 007	609 008	609 007	609 008	609 008	609 008	609 008
AIR REGULATOR WITH GAUGE	240 200	240 200	241 201	241 201	241 201	241 201	241 201	241 201	241 201	241 201	241 201
AIR FILTER LUBRICATOR	240 500	240 500	241 501	241 501	241 501	241 501	241 501	241 501	241 501	241 501	241 501
FRL	240 000	240 000	241 001	241 001	241 001	241 001	241 001	241 001	241 001	241 001	241 001
AIRLINE SHUTOFF VALVE	950 302	950 321	950 318	950 318	950 318	950 318	950 319	950 319	950 319	950 319	950 319
FLUID SHUTOFF VALVE	950 303	950 303	950 303	950 303	950 303	950 303	950 303	950 303	950 328	950 303	950 328
SUCTION KIT (*)	367 000	367 000	367 000	367 000	367 006	367 006	(2)	(2)	367 016	(2)	(2)
QUICK AIR COUPLER	253 114	253 114	253 138	253 138	253 138	253 138	251 412	251 412	251 412	251 412	251 412
QUICK AIR CONNECTOR	259 014	259 014	259 038	259 038	259 038	259 038	255 312	255 312	255 312	255 312	255 312
AIR CONNECTION ACCESSORIES I.D.	1/4" - 6 mm	1/4" - 6 mm	3/8" - 8 mm	3/8" - 8 mm	3/8" - 8 mm	3/8" - 8 mm	1/2" - 12 mm	1/2" - 12,5 mm	1/2" - 12,5 mm	1/2" - 12,5 mm	1/2" - 12,5 mm

(*) Suction kit for 200 l drum. Pump bracket not included.

(1) Pump must be wall or floor mounted.

(2) SAMOA recommends using 1-1/2" x 2 m maximum length hose as suction kit. See page 25.

PUMP INSTALLATION RECOMMENDATIONS

- Always use a ball valve between the tank outlet and the suction hose.
- Always use a ball valve between the pump outlet hose and the fluid distribution line.

02 AIR OPERATED GREASE PUMPS AND KITS

AIR OPERATED GREASE PUMPS	30
PUMPMASTER 3 - 55:1 RATIO GREASE PUMPS	32
PUMPMASTER 35 - 60:1 RATIO GREASE PUMPS	34
PUMPMASTER 3 AND PUMPMASTER 35 ACCESSORIES	37
PUMPMASTER 45 - 25:1 RATIO GREASE PUMP	38
PUMPMASTER 45 - 40:1 RATIO GREASE PUMPS	39
PUMPMASTER 45 - 70:1 RATIO GREASE PUMPS	40
PUMPMASTER 60 - 12:1 RATIO GREASE PUMP	41
PUMPMASTER 60 - 80:1 RATIO GREASE PUMPS	42
PUMPMASTER 80 - 200:1 RATIO GREASE PUMPS	43
PUMPMASTER 45 & 60 INSTALLATION KITS	44
SPECIALTY PUMPMASTER 60 GREASE PUMP KIT	45
PUMPMASTER 80 - 50:1 TAIL GREASE PUMP KIT	46
PUMPMASTER 45 & 60 GREASE PUMP KITS	47
PUMPMASTER 35, 45 & 60 GREASE PUMP KITS	48
PUMPMASTER 45, 60 & 80 GREASE PUMP ACCESSORIES	49
GREASE PUMP ACCESSORIES	50





AIR OPERATED GREASE PUMPS

SAMOA offers a range of high pressure and high delivery grease pumps to handle a wide variety of applications. This pump offering fits original container sizes, from small pails to drums, totes and speciality built tanks, and covers applications from mobile and portable units to large distribution systems.

SAMOA's grease pumps are designed to provide years of dependable service. The in-line balanced design assures maximum pump efficiency. All Samoa pumps have a double acting design, pumping product on both the upstroke and downstroke. An effective priming piston provides positive pump, even when used with high viscosity or tacky greases. A hardened foot valve minimizes pump damage due to dirt. A corrosion proof air motor design tolerates moisture in compressed air.

UTILITY PUMP

HEAVY-DUTY



PUMP MASTER®

Maximum line length and number of simultaneous dispense points also depends on the line diameter, fluid viscosity and required delivery.

	PUMPMASTER 3 - 55:1	PUMPMASTER 35 - 60:1
PUMP DESCRIPTION	Utility high pressure	Heavy-Duty high pressure
SIMULTANEOUS OPERATION OUTLETS	1 No reels - mobile units	3
MAX. LINE LENGTH	15 m - 50'	75 m - 250'
APPLICATION	Agriculture Service shops Light Industrial	Heavy-Duty service shops Fleets Lube trucks Mining and construction In-plant Railroad and mass transit



HEAVY-DUTY



PUMPMASTER 45 - 25:1	PUMPMASTER 45 - 40:1	PUMPMASTER 45 - 70:1	PUMPMASTER 60 - 12:1	PUMPMASTER 60 - 80:1
Heavy-Duty pressure transfer	Heavy-Duty high flow	Heavy-Duty high pressure	Heavy-Duty volume transfer	Heavy-Duty high performance
1 or more	4 or more	4 or more	1 High volume transfer	4 or more
75 m - 250'	125 m - 400'	175 m - 600'	50 m - 175'	250 m - 800'
Moderate pressure transfer Lube trucks Mining and construction In-plant	Heavy-Duty service shops Fleets Lube trucks Mining and construction Railroad and mass transit In-plant Marine	Heavy-Duty service shops Fleets Lube trucks Mining and construction Railroad and mass transit In-plant Marine	Low pressure, high volume transfer Mining and construction In-plant Railroad and mass transit	Fleets Lube trucks Mining and construction Railroad and mass transit In-plant Marine

407 200

UTILITY HIGH PRESSURE PUMPS

Light weight and effective high pressure delivery air operated pumps specially designed for use in mobile and portable greasing units. Pumps are available with four different suction tube lengths, to fit all commercial grease drums: 12,5 - 20 kg (35 lb), 50 kg (120 lb) and 185 kg (400 lb). They include a height adjustable 2" BSP (M) bung adaptor.



02 GREASE PUMPS

FLUIDS HANDLED

- Grease up to NLGI-2.

MARKETS SERVED

- Agriculture.
- Service shops.
- Light industrial.

MODELS				
PART No.	APPLICATION	PUMP TUBE HEIGHT	TOTAL HEIGHT	WEIGHT
404 100	12,5 - 20 kg (40 lb) pails	410 mm	650 mm	3,5 kg
405 100	50 kg (120 lb) drums	510 mm	710 mm	3,7 kg
407 200	50 kg (120 lb) drums	725 mm	925 mm	4,3 kg
409 200	185 kg (400 lb) drums	920 mm	1.120 mm	4,8 kg

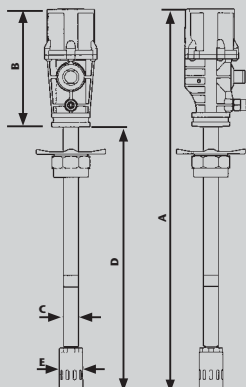
TECHNICAL DATA	
Pump pressure ratio	55:1
Air pressure operating range	1,5 to 10 bar (20 to 140 psi)
Air consumption ⁽¹⁾	165 NL/min (5.8 scfm)
Maximum fluid outlet pressure	550 bar (7,700 psi)
Air motor diameter	70 mm (2.75")
Air motor stroke	35 mm (1.4")
Delivery at 110 cpm	300 g/min (0.67 lb/min)
Maximum free flow delivery ⁽²⁾	540 g/min (1.2 lb/min)
Air inlet	1/4" NPSM (F)
Fluid outlet	1/4" NPSM (F)
Wetted and seal materials	Steel / Zinc / NBR / PTFE
Noise level ⁽³⁾	92 dB

(1) Maximum air consumption with 6 bar air inlet pressure, NLGI-2 grease at 20 °C and 110 cpm.

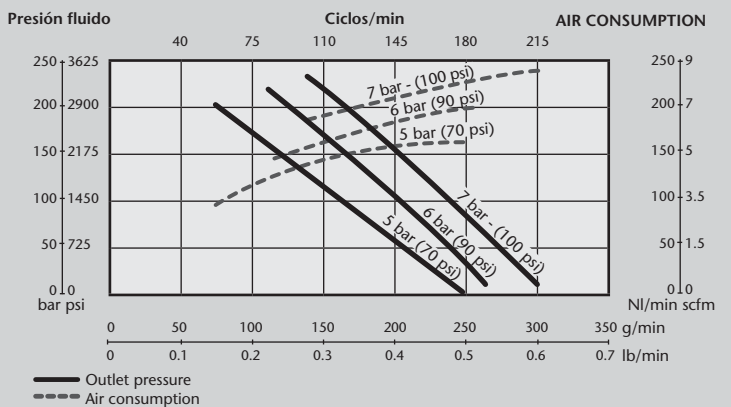
(2) Maximum free delivery at 7 bar. NLGI-2 grease.

(3) Maximum noise level measured at 1 m from the pump, 7 bar air pressure and free delivery.

DIMENSIONS (MM)				
MODEL	404 100	405 100	407 200	409 200
A	610	710	925	1.120
B	200	200	200	200
C	26	26	26	26
D	410	510	725	920
E	38	38	38	38



NLGI-2, 68 °F (20 °C) CAPACITY CURVE



PUMPMASTER 3 - 55:1 RATIO GREASE PUMPS

424 172 - 424 152

482 200

425 150.002

428 243

Mobile and portable units to fit 18, 20, 50 and 185 kg drums.



Part No.	APPLICATION	PUMP	DRUM COVER	FOLLOWER PLATE	DELIVERY HOSE	GREASE GUN WITH Z-SWIVEL	TROLLEY
424 150	Mobile unit, 12,5 to 18 kg (1)	404 100	418 013	-	2 m x 1/4" 412 102	413 080	430 000
424 152	Mobile unit, 20 kg (1)	404 100	418 002	-	2 m x 1/4" 412 102	413 080	430 000
424 170	Portable unit, 12,5 to 18 kg (1)	404 100	418 013	-	2 m x 1/4" 412 102	413 080	-
424 170.800	Portable unit, 12,5 to 18 kg (1)	404 100	418 013	417 001	2 m x 1/4" 412 102	413 080	-
424 172	Portable unit, 20 kg (1)	404 100	418 002	-	2 m x 1/4" 412 102	413 080	-
424 172.710	Portable unit, 20 kg (1)	404 100	418 002	417 001	2 m x 1/4" 412 102	413 080	-
482 200	Mobile unit, 12,5 to 20 kg (2)	404 100	-	-	2 m x 1/4" 412 102	413 080	480 021
425 150	Mobile unit, 50 kg drum	407 200	418 004	-	3 m x 1/4" 412 103	413 080	431 000
425 150.002	Mobile unit, 50 kg drum	407 200	418 004	417 002	3 m x 1/4" 412 103	413 080	431 000
425 290	Mobile unit, 50 kg drum	407 200	418 004	-	2 m x 1/4" 412 102	413 080	430 000
482 500	Mobile unit, 50 kg drum (3)	407 200	-	-	3 m x 1/4" 412 103	413 080	480 050
428 243	Mobile unit, 185 kg drum	409 200	418 006	417 004	4 m x 1/4" 412 104	413 080	432 000
428 262	Stationary unit, 185 kg drum	409 200	418 006	417 004	4 m x 1/4" 412 104	413 080	-

(1) Includes carrying handle 741 602.

(2) Shielded unit. Includes base with 4 castors.

(3) Shielded unit. Includes base with 2 wheels and 2 castors.

Not included options:

239 000: 1/4" BSP (MM) connection adaptor.

240 500: Air filter and pressure regulator, 0-12 bar, 1/4" BSP (FF).

417 001: Follower plate 298 - 260 mm. For 12,5 and 18 kg pails.

417 002: Follower plate 370 - 330 mm. For 50 kg standard diameter drums.

417 003: Follower plate 405 - 360 mm. For 50 kg large diameter drums.

417 005: Follower plate 340 - 300 mm. For 20 kg pails.

411 100: In-line grease meter for grease control gun.

530 610

HEAVY-DUTY HIGH PRESSURE PUMPS

Heavy-Duty double acting pumps that combine high pressure (60:1 pressure ratio) and volume delivery. Recommended for use in distribution and greasing systems that include pipe lines, hose reels, etc. with up to 2 simultaneous use outlets even though the number of outlets in the system can be higher. Includes a height adjustable 2" BSPM bung adaptor.



FLUIDS HANDLED

- Grease up to NLGI-2.

MARKETS SERVED

- Heavy-Duty service shops.
- Fleet service.
- Lube trucks.
- Mining and construction.
- Railroad and mass transit.
- In-plant.

MODELS

PART No.	APPLICATION	PUMP TUBE HEIGHT	TOTAL HEIGHT	WEIGHT
530 610	185 kg (400 lb) drum	925 mm	1.212 mm	11 kg
530 620	50 kg (120 lb) drum	730 mm	1.017 mm	10 kg
530 630	12,5 - 20 kg (40 lb) pails	516 mm	803 mm	9 kg

TECHNICAL DATA

Pump pressure ratio	60:1
Continuous duty flow rate (1)	900 g/min (2 lb/min)
Maximum free flow	2 kg/min (4.4 lb/min)
Air pressure operating range	2 to 10 bar (20 to 145 psi)
Maximum outlet pressure	600 bar (8,700 psi)
Air motor effective diameter	80 mm (3.15")
Air motor stroke	80 mm (3.15")
Air consumption (2)	450 NI/min (15.9 scfm)
Air inlet	3/8" BSP (F)
Fluid outlet	3/8" BSP (F)
Wetted and seal materials	Cast Iron / Hard chromed steel / Steel / UHMWPE / NBR / PTFE / Viton
Noise level (3)	80 dB

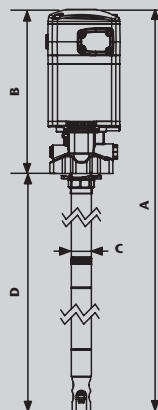
(1) Delivery at 80 cycles per minute.

(2) Air consumption at 5 bar (70 psi) air pressure, NLGI-2 grease at 20 °C (68 °F) and 80 cpm.

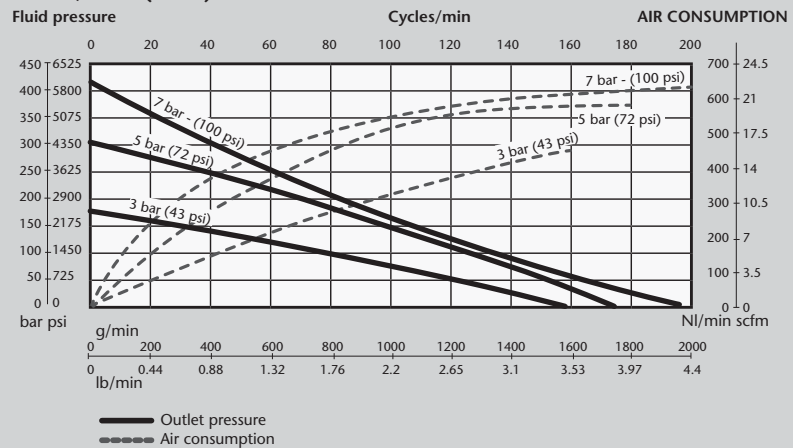
(3) Noise level measured at 1 m (3') from the pump, 7 bar (100 psi) air pressure and free delivery.

DIMENSIONS (mm)

MODEL	530 610	530 620	530 630
A	1.212	1.017	803
B	287	287	287
C	35	35	35
D	925	730	516



NLGI-2, 70 °F (21 °C) CAPACITY CURVE



PUMPMASTER 35 - 60:1 RATIO PUMP KITS

534 610



534 620 PumpMaster 35 - 60:1 ratio pump kit for 50 kg drums

Includes 60:1 ratio pump for 50 kg drums 530 620 with drum cover for 50 kg drum 418 004, follower plate for 50 kg drum 417 002 and hose connection kit 534 600.

534 610 PumpMaster 35 - 60:1 ratio pump kit for 185 kg drums

Includes 60:1 ratio pump for 185 kg drums 530 610 with drum cover for 185 Kg drum 418 006, follower plate for 185 kg drums 417 004 and hose connection kit 534 600.



453 612



426 244



486 510



423 160

PUMPMASTER 35 - 60:1 RATIO PACKAGES FOR 185 KG, 50 KG DRUMS

PART No.	PUMP AND HOSE REEL PACKAGE FOR 185 KG DRUMS	MOBILE PACKAGE FOR 185 KG DRUMS	MOBILE PACKAGE FOR 50 KG DRUMS ⁽¹⁾	MOBILE PACKAGE FOR 50 KG DRUMS
PART No.	453 612	426 244	486 510	423 160
PUMP	530 610	530 610	530 620	530 620
DRUM COVER	418 006	418 006	-	418 016
FOLLOWER PLATE	417 004	417 004	-	-
HOSE CONNECTION KIT	534 600	-	-	-
GREASE GUN WITH Z-SWIVEL	413 080	413 080	413 080	413 080
DELIVERY HOSE	15 m Hose reel 504 351	4 m x 3/8" 412 394	3 m x 3/8" 412 393	3 m x 1/4" 412 393
DRUM TROLLEY	-	432 000	480 050 ⁽¹⁾	431 000

(1) Shielded unit. Includes base with 2 wheels and 2 castors.

Not included options:

- 239 000:** 1/4" BSP (MM) connection adaptor.
- 240 500:** Air filter and pressure regulator, 0-12 bar, 1/4" BSP (FF).
- 417 001:** Follower plate 298 - 260 mm. For 12,5 and 18 kg pails.
- 417 002:** Follower plate 370 - 330 mm. For 50 kg standard diameter drums.
- 417 003:** Follower plate 405 - 360 mm. For 50 kg large diameter drums.
- 417 005:** Follower plate 340 - 300 mm. For 20 kg pails.
- 411 100:** In-line grease meter for grease control gun.

486 210 - 423 021

PUMPMASTER 35 - 60:1 RATIO PACKAGES FOR 20 & 18 KG PAILS

02
GREASE PUMPS



	MOBILE PACKAGE FOR 20 KG PAILS ⁽¹⁾	PORTABLE PACKAGE FOR 18 KG PAILS
PART No.	486 210	423 021
PUMP	530 630	530 630
DRUM COVER	-	418 013
FOLLOWER PLATE	-	417 001
HOSE CONNECTION KIT	-	-
GREASE GUN WITH Z-SWIVEL	413 080	413 080
DELIVERY HOSE	2 m x 3/8" 412 390	2 m x 3/8" 412 390
DRUM TROLLEY	480 021 ⁽¹⁾	-

(1) Shielded unit. Includes base with 4 castors.

424 062

MOBILE EXTRUSION UNIT FOR 12-20 KG PAILS



Mobile unit specially designed for its use with hard to pump sticky and high viscosity greases (up to NLGI3). The pump's lower end is fixed to an inductor plate and the pump is mounted to a pneumatic piston that elevates the pump for replacing an empty pail. The pneumatic piston also acts when the pump is in use, pushing the inductor plate against the grease, aiding the pump prime, making possible to pump very high viscosity grease.

The unit includes a PM35 - 60:1 pressure ratio pump and it is mounted to a rolling base with 4 wheels, two of them with brake.

424 062 Mobile extrusion unit

Includes 3 m high pressure hose and a grease control gun with Z-swivel and hydraulic nozzle.

424 063 Mobile extrusion unit

Same as model 424 062 but with no outlet hose and grease control gun.

Not included options:

239 001: 1/4" BSP (M) - 3/8" BSP (M) connection adaptor.

240 500: Air filter and pressure regulator, 1/4" BSP (FF).

360 111: Hose reel pivoting bracket.

360 127: Control gun holder and drip tray.

417 001: Follower plate 298 - 260 mm. For 12,5 kg and 18 Kg pails.

417 002: Follower plate 370 - 330 mm. For 50 kg standard diameter drums.

417 003: Follower plate 405 - 360 mm. For 50 kg large diameter drums.

417 005: Follower pate 340 - 300 mm. For 20 Kg pail.

411 100: In line grease meter for grease control gun.

DRUM COVERS AND FOLLOWER PLATES

418 004 - 417 003 - 360 133

Standard duty drum covers. Very solid construction. With 2" BSP (F) bung opening.

PART No.	DRUM TYPE	DRUM EXT. Ø (MIN. - MAX.)
418 013	12,5 to 18 kg pails	265 - 310 mm
418 002	20 kg pails	285 - 330 mm
418 016	50 kg drums	350 - 395 mm
418 004	50 kg drums	360 - 405 mm
418 006	185 kg drums	565 - 610 mm

Standard duty follower plates eliminate air pockets and aid pump prime. Rubber flange minimizes waste. With handle for removing from empty drums.

PART No.	DRUM TYPE	DRUM EXT. Ø (MIN. - MAX.)
417 006	12,5 kg pails	230 - 260 mm
417 001	12,5 to 18 kg pails	260 - 298 mm
417 005	20 kg pails	300 - 340 mm
417 002	50 kg drums	330 - 370 mm
417 003	50 kg drums	360 - 405 mm
417 004	185 kg drums	550 - 590 mm

360 133 Drum cover adaptor. Allows to mount a bung fixed PM35 pump to a Heavy-Duty covers 418 026 and 418 017 (see page 46).



HOSE CONNECTION KIT

534 600 Hose connection kit for Pump Master 35 grease pump only.

Includes 1 m x 3/8" air hose (PN 247 710) with 3/8" - 1/2" BSP (MM) connection threads, quick air coupler 251 438, air nipple 255 338, 1,5 m x 3/8" high pressure grease hose (412 392) with 3/8"-1/2" BSP (MM) connection threads.

AIR CONNECTION ACCESSORIES

See page 46 for air connection accessories.

DRUM TROLLEYS

430 000 - 431 000 - 432 814 - 432 000

430 000 Trolley for 20 kg pails

Two wheel trolley with tubular frame for 20 and 50 kg drums.

431 000 Trolley for 50 and 20 kg drums

Four wheel trolley with tubular frame.

431 001 Trolley for 50 and 20 kg drums

Two wheel and two front rubber pads trolley with tubular frame.

480 050 Mobile protective drum cabinet, 50 kg

480 021 Mobile protective drum cabinet, 20 kg

432 000 Trolley for 185 kg drum

Two solid rubber wheels and one swivelling rubber wheel with brake. A hose reel and a pump can be, mounted using optional bracket.

360 134 Pump bracket

For mounting a short pump to trolley 432 000.

360 135 Hose reel bracket

For mounting a hose reel to trolley 432 000.

432 814 Heavy Duty trolley for 185 kg drum

Two 260 mm front tires and one swivelling solid rubber wheel with brake. A hose reel can be, mounted using optional bracket.

360 113 Hose reel bracket

For mounting a hose reel to trolley 432 814.



531 210

HEAVY-DUTY PRESSURE TRANSFER PUMP

02 GREASE PUMPS

Moderate pressure, high delivery double acting pumps for transfer of grease up to NLGI-2. Also recommended for use with low viscosity grease in centralized grease systems that do not require a very high pressure output and in large distribution systems of high viscosity oils.

Pumps are available with tube length to fit commercial 185 kg - 400 lb drums and they are available for cover mount to 185 kg - 400 lb open drums using a drum cover 418 017.



FLUIDS HANDLED

- Grease up to NLGI-2
- High viscosity oil.

MARKETS SERVED

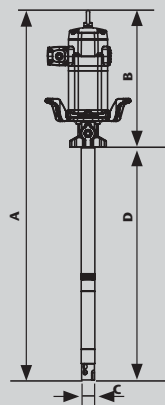
- Lube trucks.
- Mining and construction.
- In-plant.

MODELS				
PART No.	APPLICATION	PUMP TUBE HEIGHT	TOTAL HEIGHT	WEIGHT
531 210	185 kg (400 lb) drum	855 mm	1.357 mm	24 kg

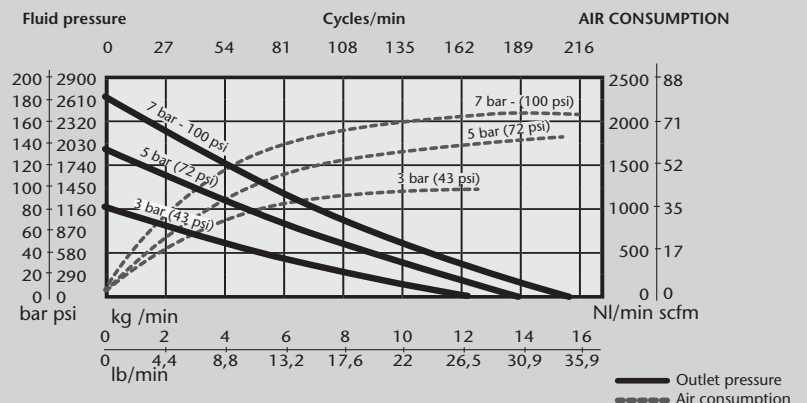
TECHNICAL DATA	
Pump pressure ratio	25:1
Continuous duty flow rate	6 kg/min (13.2 lb/min)
Maximum free flow	16 kg/min (35.3 lb/min)
Air pressure operating range	1,5 - 14 bar (20 - 200 psi)
Maximum outlet pressure	350 bar (5,000 psi)
Air motor effective diameter	115 mm (4.5")
Air motor stroke	100 mm (4")
Air consumption ⁽¹⁾	1.340 NI/min (47 scfm)
Air inlet	1/2" BSP (F)
Fluid outlet	1/2" BSP (F)
Wetted and seals materials	Cast Iron / Steel / Hard chromed steel / UHMWPE / NBR
Noise level ⁽²⁾	80 dB

(1) Air consumption at 5 bar air pressure, NLGI-0 grease at 20 °C and 80 cpm.
 (2) Noise level measured at 1 m from the pump, 7 bar air pressure and free delivery.

DIMENSIONS (MM)	
MODEL	531 210
A (mm)	1.357
B (mm)	502
C (mm)	50
D (mm)	855



NLGI-0, 21 °C (70 °F) CAPACITY



PUMPMASTER 45 - 40:1 RATIO GREASE PUMPS



HEAVY-DUTY HIGH FLOW PUMPS

531 410

High flow double acting pumps with high pressure delivery for use in lubrication systems that require a combination of high flow and pressure delivery. Pumps can be used with grease up to NLGI-2 viscosity. These pumps can be used in medium length systems that include simultaneous operation outlets.

Pumps are available for cover mount to 50 kg - 120 lb and 185 kg - 400 lb open drums and for horizontal and side mount on grease totes and bags.

02
GREASE PUMPS



FLUIDS HANDLED

- Grease up to NLGI-2.

MARKETS SERVED

- Heavy-Duty service shops.
- Fleets.
- Mining and construction.
- Railroad and mass transit.
- In-plant.
- Marine.

MODELS

PART No.	APPLICATION	PUMP TUBE HEIGHT	TOTAL HEIGHT	WEIGHT
531 410	185 kg (400 lb) drum	855 mm	1.357 mm	25 kg
531 420	50 kg (120 lb) drum	650 mm	1.152 mm	22 kg
531 430*	Bulk tote	490 mm	992 mm	26 kg

* Includes adaptor 753 110 to fit a 3" cam-lock connector for use in totes and grease bags.

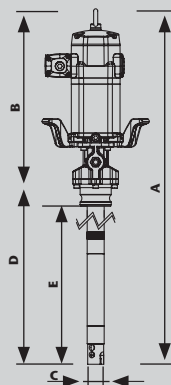
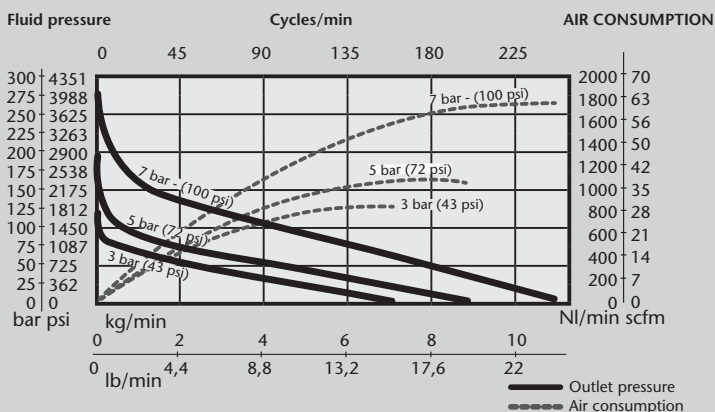
TECHNICAL DATA

Pump pressure ratio	40:1
Continuous duty flow rate	3,5 kg/min (7.5 lb/min)
Maximum free flow	11 kg/min (24.3 lb/min)
Air pressure operating range	1,5 - 14 bar (20 - 200 psi)
Maximum outlet pressure	560 bar (8,000 psi)
Air motor effective diameter	115 mm (4.5")
Air motor stroke	100 mm (4")
Air consumption ⁽¹⁾	750 NI/min (26.5 scfm)
Air inlet	1/2" BSP (F)
Fluid outlet	1/2" BSP (F)
Wetted and seals materials	Cast Iron / Steel / Hard chromed steel / UHMW PE / NBR / PTFE
Noise level ⁽²⁾	80 dB

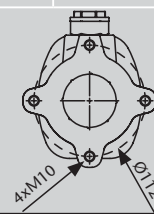
(1) Air consumption at 5 bar air pressure, NLGI-2 grease at 20 °C and 80 cpm.

(2) Noise level measured at 1 m from the pump, 7 bar air pressure and free delivery.

NLGI-2, 21 °C (70 °F) CAPACITY



DIMENSIONS (MM)			
MODEL	531 410	531 420	531 430*
A (mm)	1.357	1.152	992
B (mm)	502	502	502
C (mm)	50	50	50
D (mm)	855	650	490
E (mm)	-	-	410



531 710

HEAVY-DUTY HIGH PRESSURE PUMPS

02
GREASE PUMPS

High pressure double acting pump for use in applications that require extra pressure output or when cold temperatures a low air pressure could limit pump performance. Pumps can be used with grease up to NLGI-2 viscosity. These pumps can be used in large distribution systems that include simultaneous operation outlets.

Pumps are available for cover mount to 50 kg - 120 lb and 185 kg - 400 lb open drum and for horizontal and side mount on grease totes and bags.



FLUIDS HANDLED

- Grease up to NLGI-2.

MARKETS SERVED

- Heavy-Duty service shops.
- Fleets.
- Lube trucks.
- Mining and construction.
- Rail road and mass transit.
- In-plant.
- Marine.

MODELS				
PART No.	APPLICATION	PUMP TUBE HEIGHT	TOTAL HEIGHT	WEIGHT
531 710	185 kg (400 lb) drum	855 mm	1.357 mm	25 kg
531 720	50 kg (120 lb) drum	650 mm	1.152 mm	22 kg
531 730*	Bulk tote	490 mm	992 mm	21 kg

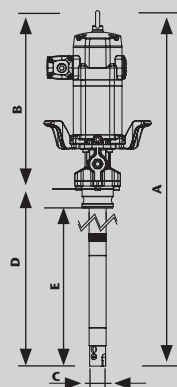
* Includes adaptor 753 110 to fit a 3" cam-lock connector for use in totes and grease bags.

TECHNICAL DATA	
Pump pressure ratio	70:1
Continuous duty flow rate	2 kg/min (4.5 lb/min)
Maximum free flow	7,5 kg/min (16.5 lb/min)
Air pressure operating range	1,5 - 7 bar (20 - 100 psi)
Maximum outlet pressure	490 bar (7,000 psi)
Air motor effective diameter	115 mm (4.5")
Air motor stroke	100 mm (4")
Air consumption ⁽¹⁾	925 NI/min (32.6 scfm)
Air inlet	1/2" BSP (F)
Fluid outlet	1/2" BSP (F)
Wetted and seals materials	Cast Iron / Steel / Hard chromed steel / UHMW PE / NBR / PTFE
Noise level ⁽²⁾	80 dB

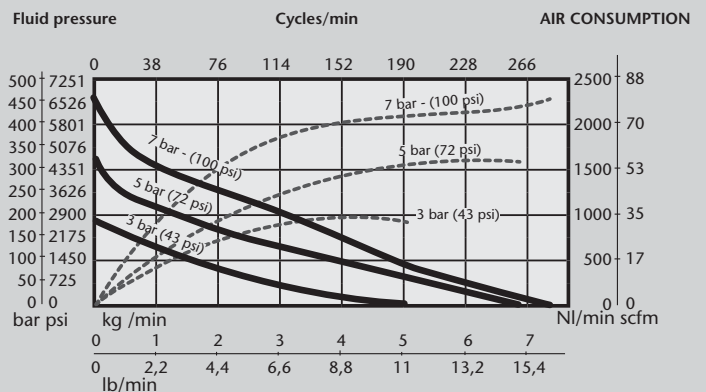
(1) Air consumption at 5 bar air pressure, NLGI-2 grease at 20 °C and and 80 cpm.

(2) Noise level measured at 1 m from the pump, 7 bar air pressure and free delivery.

DIMENSIONS (MM)			
MODEL	531 710	531 720	531 730*
A (mm)	1.357	1.152	992
B (mm)	502	502	502
C (mm)	50	50	50
D (mm)	855	650	490
E (mm)	-	-	410



NLGI-2, 21 °C (70 °F) CAPACITY



PUMPMASTER 60 - 12:1 RATIO GREASE PUMP

HEAVY-DUTY VOLUME TRANSFER PUMP

532 130

Moderate pressure, very high volume double acting grease pump for use in transfer applications. These pumps can be used with all type of grease up to NLGI-2. Pumps are available for horizontal mounting on grease totes and grease bags and they include an adaptor to fit a 3" Cam-Lock coupler. They can be used with 185 kg - 400 lb drums when mounted to air pneumatic inductor (see "Grease pump kits" section in this chapter.)

02
GREASE PUMPS

FLUIDS HANDLED

- Grease up to NLGI-2.

MARKETS SERVED

- Mining and construction.
- In-plant grease transfer.
- Rail road and mass transit.



MODELS				
PART No.	APPLICATION	PUMP TUBE HEIGHT	TOTAL HEIGHT	WEIGHT
532 130*	Bulk tote	226 mm	742 mm	19 kg

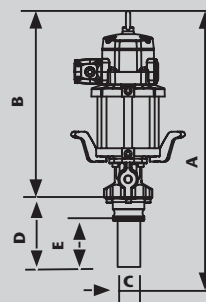
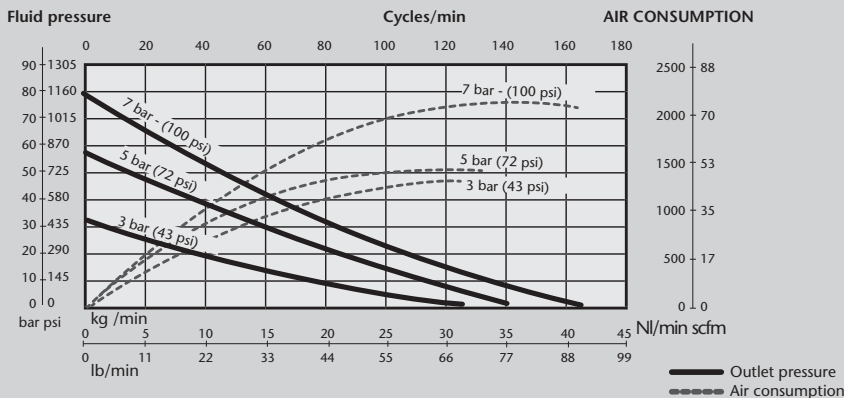
* Includes adaptor 753 110 to fit a 3" cam-lock connector for use in totes and grease bags.

TECHNICAL DATA	
Pump pressure ratio	12:1
Continuous duty flow rate	15 kg/min (33 lb/min)
Maximum free flow	40 kg/min (88 lb/min)
Air pressure operating range	1,5 - 7 bar (20 - 100 psi)
Maximum outlet pressure	84 bar (1,200 psi)
Air motor effective diameter	150 mm (6")
Air motor stroke	100 mm (4")
Air consumption ⁽¹⁾	1.100 NI/min (39 scfm)
Air inlet	1/2" BSP (F)
Fluid outlet	1" BSP (F)
Wetted and seals materials	Cast Iron / Steel / Hard chromed steel / UHMWPE / NBR / PTFE / Polyurethane
Noise level ⁽²⁾	80 dB

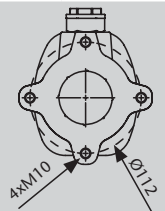
(1) Air consumption at 5 bar air pressure, NLGI-2 grease at 20 °C and 60 cpm.

(2) Noise level measured at 1 m from the pump, 7 bar air pressure and free delivery.

NLGI-2, 21 °C (70 °F) CAPACITY




DIMENSIONS (mm)	
MODEL	532 130
A (mm)	742
B (mm)	516
C (mm)	70
D (mm)	226
E (mm)	146



532 810

HEAVY-DUTY HIGH PERFORMANCE PUMPS

02 GREASE PUMPS



Very high pressure and high volume delivery double acting pump for use in applications that require extra pressure and volume output and where cold temperatures or low air pressure could limit pump performance. Pumps can be used with grease up to NLGI-2 viscosity. These pumps can be used in large distribution systems that include simultaneous operation outlets. Pumps are available for cover mount to 50 kg - 120 lb and 185 kg - 400 lb open drum and for side mount on grease totes.

FLUIDS HANDLED

- Grease up to NLGI-2.

MARKETS SERVED

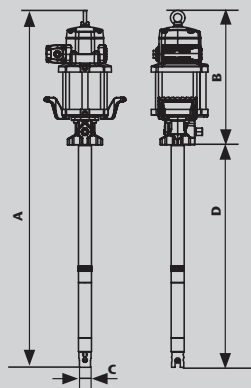
- Mining and construction.
- In-plant.
- Railroad and mass transit.
- Lube trucks.
- Fleets.

MODELS				
PART No.	APPLICATION	PUMP TUBE HEIGHT	TOTAL HEIGHT	WEIGHT
532 810	185 kg (400 lb) drum	855 mm	1.371 mm	27 kg
532 820	50 kg (120 lb) drum	650 mm	1.166 mm	24 kg

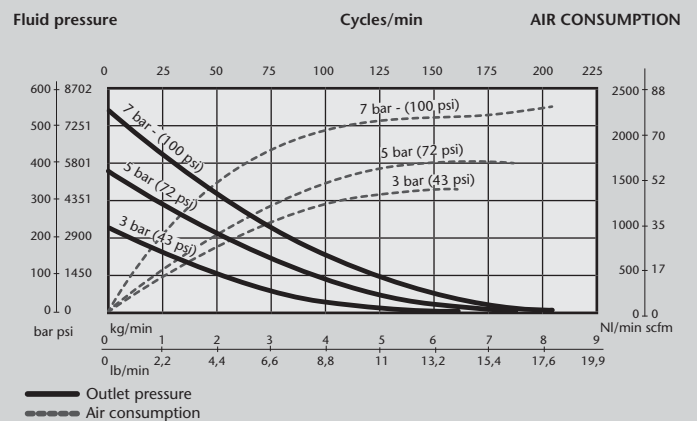
TECHNICAL DATA	
Pump pressure ratio	80:1
Continuous duty flow rate	2,5 kg/min (5.5 lb/min)
Maximum free flow	8 kg/min (17.6 lb/min)
Air pressure operating range	1,5 - 7 bar (20 - 100 psi)
Maximum outlet pressure	560 bar (8,000 psi)
Air motor effective diameter	150 mm (6")
Air motor stroke	100 mm (4")
Air consumption ⁽¹⁾	1.000 NI/min (35 scfm)
Air inlet	1/2" BSP (F)
Fluid outlet	1/2" BSP (F)
Wetted and seals materials	Cast Iron / Steel / Hard chromed steel / UHMW PE / NBR / PTFE
Noise level ⁽²⁾	80 dB

(1) Air consumption at 5 bar air pressure, NLGI-2 grease at 20 °C and 60 cpm.
 (2) Noise level measured at 1 m from the pump, 7 bar air pressure and free delivery.

DIMENSIONS (MM)		
MODEL	532 810	532 820
A (mm)	1.371	1.166
B (mm)	516	516
C (mm)	50	50
D (mm)	855	650



NLGI-2, 21 °C (70 °F) CAPACITY



PUMPMASTER 80 - 200:1 RATIO ULTRA HIGH PRESSURE GREASE PUMPS



HEAVY-DUTY ULTRA HIGH PRESSURE PUMP

533 911

Ultra high pressure double acting pump. 200:1 pressure ratio pump designed for use in oil and gas wells in wireline and plug valve applications.

- In wireline applications, these pumps are used to seal against the well external pressure, preventing the tube from collapsing as the well is perforated.
- In plug valve applications, these pumps pump heavy grease into "christmas tree valves", sealing any gas leak.

MARKETS SERVED

- Oil and gas.

FLUIDS HANDLED

- Special greases and sealants.

FEATURES

- 8" air motor effective diameter for maximum power.
- Well proven, no stall and no ice forming air motor.
- Reinforced construction, to stand up to 1.200 bar pressure.
- Reliable fluid seals.
- Divorced designed with steel covers to protect pump rod from tough environment.



02
GREASE PUMPS

MODELS				
PART No.	APPLICATION	PUMP TUBE HEIGHT	TOTAL HEIGHT	WEIGHT
533 911	185 kg (400 lb) drum. NPT connection.	855 mm	1.539 mm	59 kg
533 921	50 kg (120 lb) drum. NPT connection.	700 mm	1.384 mm	55 kg

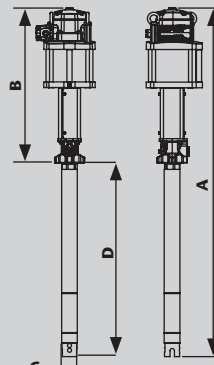
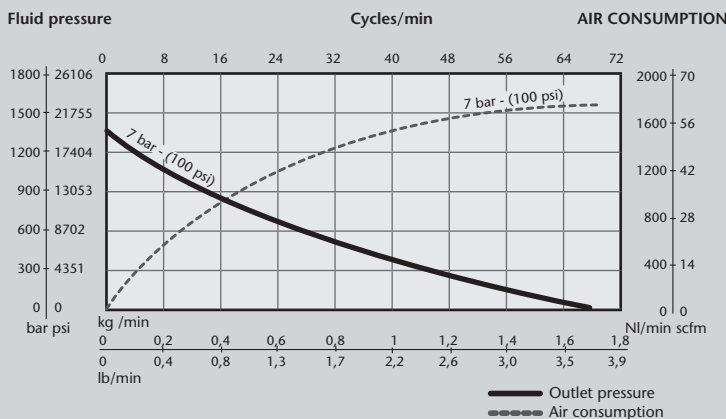
TECHNICAL DATA	
Pump pressure ratio	200:1
Maximum free flow	1,7 kg/min (3,8 lb/min)
Air pressure operating range	2 - 6 bar (30 - 90 psi)
Maximum outlet pressure	1.200 bar (18,000 psi)
Air motor effective diameter	200 mm (8")
Air motor stroke	100 mm (4")
Air consumption ⁽¹⁾	1.300 NI/min (46 scfm)
Air inlet	3/4" NPT (F)
Fluid outlet	Autoclave Engineers Medium Pressure Port for 9/16" Tube, 13/16 - 16 Thread
Wetted and seals materials	Carbon Steel / Cast Iron / Bronze / PEEK / Teflon®
Noise level ⁽²⁾	80 dB

(1) Air consumption at 5 bar air pressure, NLGI-2 grease at 20 °C and 40 cpm.

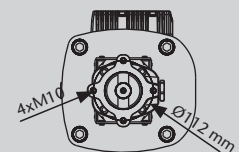
(2) Noise level measured at 1 m from the pump, 6 bar air pressure and free delivery.

WARNING: SAMOA 8" 200:1 pumps deliver pressures up to 1.200 bar (18,000 psi) which is in excess of the rated capacity of the accessories normally used with lubrication equipment. These 200:1 pumps can only be used in permanently installed systems where the pump is connected directly to the piping with a proper rating for the application.

NLGI-2, 21 °C (70 °F) CAPACITY



DIMENSIONS (MM)		
MODEL	533 911	533 921
A (mm)	1.540	1.390
B (mm)	684	684
C (mm)	70	70
D (mm)	855	700



534 710

PUMPMASTER 45 INSTALLATION KITS

PM45 pump kits for 50 kg and 185 kg drums, totes and grease bins.

02
GREASE PUMPS



	KIT PART No.	PUMP	RATIO	COVER	FOLLOWER PLATE	CONNECTION KIT	CAMLOCK FEMALE	CAMLOCK MALE
50 KG DRUM MOUNTED PUMP KIT	534 420	531 420	40:1	418 017	(1)	534 103	-	-
	534 720	531 720	70:1	418 017	(1)	534 103	-	-
185 KG DRUM MOUNTED PUMP KIT	534 410	531 410	40:1	418 026	417 009	534 103	-	-
	534 710	531 710	70:1	418 026	417 009	534 103	-	-
	534 210	531 210	25:1	418 026	417 009	534 103	-	-
TANK SIDE MOUNTED PUMP KIT	534 240	531 210	25:1	-	-	534 103	950 358	753 110
	534 440	531 410	40:1	-	-	534 103	950 358	753 110
	534 740	531 710	70:1	-	-	534 103	950 358	753 110
TANK HORIZONTAL MOUNTED PUMP KIT	534 441	531 430	40:1	-	-	534 103	950 358	(2)
	534 741	531 730	70:1	-	-	534 103	950 358	(2)


(1) Use follower plate 417 010 or 417 011 as required. Follower plate not included.
 (2) Included with pump.

SAMOA recommends using an air filter and pressure regulator at the pump air inlet and a high pressure needle valve between the grease delivery hose and the grease distribution line.

534 141

PUMPMASTER 60 INSTALLATION KITS

PM60 pump kits for 50 kg and 185 kg drums, totes and grease bins.



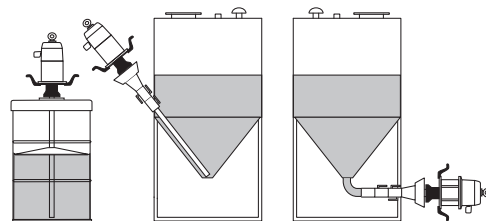
	KIT PART No.	PUMP	RATIO	COVER	FOLLOWER PLATE	CONNECTION KIT	CAMLOCK FEMALE	CAMLOCK MALE
50 kg DRUM MOUNTED PUMP KIT	534 820	532 820	80:1	418 017	(1)	534 103	-	-
185 kg DRUM MOUNTED PUMP KIT	534 810	532 810	80:1	418 026	417 009	534 103	-	-
TANK SIDE MOUNTED PUMP KIT	534 840	532 810	80:1	-	-	534 103	950 358	753 110
TANK HORIZONTAL MOUNTED PUMP KIT	534 141	532 130	12:1	-	-	539 009	950 358	(2)

(1) Use follower plate 417 010 or 417 011 as required. Follower plate not included.
 (2) Included with pump.

SAMOA recommends using an air filter and pressure regulator at the pump air inlet and a high pressure needle valve between the grease delivery hose and the grease distribution line.

391 022

PUMP HOIST



DRUM MOUNTED PUMP

TANK SIDE MOUNT PUMP

TANK HORIZONTAL MOUNT PUMP

391 022 Pump Hoist

Maximum utility air operated hoist lifts and lowers pumps, making drum changes easier, faster and safer. Hoist arm adjusts to fit different pump heights and swings a full 360°, serving one or more pumps. It can be used with 185 kg - 400 lb and 50 kg - 120 lb drums.

Maximum height raised: 2.630 mm.
 Minimum height lowered: 1.630 mm.

SPECIALTY PUMPMaster 60 GREASE PUMP KIT

PUMP SYSTEM WITH PNEUMATIC INDUCTOR FOR 185 KG DRUMS

534 321

02

GREASE PUMPS



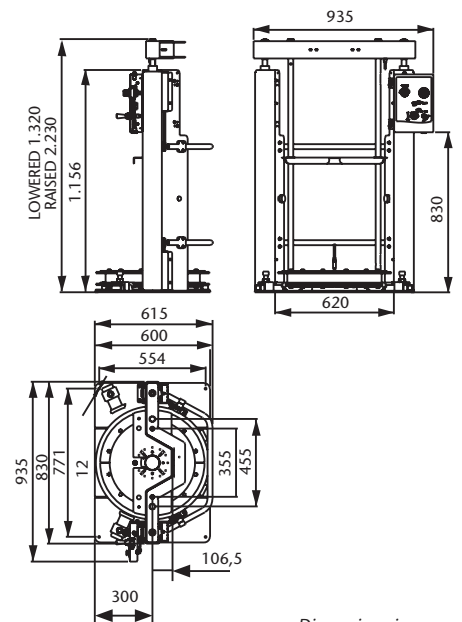
PumpMaster 60 - 3:1 pump system with pneumatic inductor for 185 kg drums

3:1 pressure ratio pump with a PM60 air motor for very high volume of grease through short hoses with a minimum I.D. of 1 1/2". Pump is mounted to an air operated double post inductor allowing the end user to empty a 185 kg drum in less than three minutes (NLGI-2 grease at 20 °C, 7 bar air inlet pressure and a 2" delivery hose).

The air operated inductor includes: A follower plate with double Buna-N lip seals, guide rods and drum retainers; On/Off control of the pump; Up/Down control of the RAM for easy drum exchange; two independent air pressure regulators (one for the pump and the other one for the cylinders); Pump/Ram independent air pressure gauge; automatic empty drum pump shut-off safety feature; automatic vacuum release.

TECHNICAL DATA	
Pump + Power Ram assembly Part No.	534 321
Pump pressure ratio	3:1
Maximum free flow	150 Kg/min (330 lb/min)
Continuous duty flow rate at 80 cpm	60 Kg/min (132 lb/min)
Air pressure operating range	2 to 7 bar (30 to 100 psi)
Maximum outlet pressure	21 bar (300 psi)
Air motor effective diameter	150 mm (6")
Air motor stroke	100 mm (4")
Air consumption ⁽¹⁾	1.250 NI/min (44 scfm)
Air inlet	1/2" BSP (F)
Fluid outlet	2" BSP (F)
Wetted and seal materials	Steel / Hard chromed steel / Zinc plated steel / Aluminum / PTFE / NBR / FKM / PU / Nickel plated aluminum

(1) Air consumption at 5 bar air pressure, NLGI-2 grease at 20 °C and 60 cpm.



Dimensions in mm

SAMOA recommends using an air filter and air pressure regulator at the pump air inlet. Use 1/2" air accessories to obtain pump maximum performance. For higher delivery, always use the shortest possible delivery hose with the largest i.d. possible.

PumpMaster 80 - 50:1 pump system with pneumatic inductor for 185 kg drums

Air operated piston pump specially designed for pumping tail grease in tunnel boring machines.

MAIN FEATURES:

8" air motor diameter with 6" stroke

Maximum power for efficient material delivery.
No stall, no ice formation, reliable air motor.

Long life seals

UHMWPE seals provide long life and trouble free operation

Cast Iron pump body

Maximum resistance against high pressure

Dynamic primer pump design

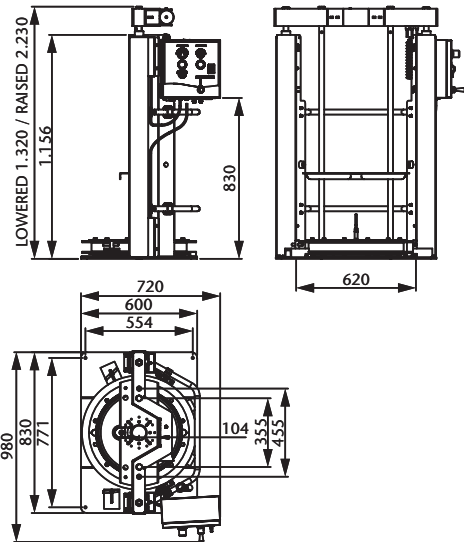
Divorced pump has a primer rod, provides positive priming of the heaviest pumpable materials.

Pump mounted on an air operated power ram.

Contributes to keep pump primed, minimizes waste and makes easier replacing empty drum

Power Ram includes:

- Double seal inductor plate
- On / Off control of the pump
- Up / Down control of the inductor plate
- Two independent air pressure regulators, one for the pump and the other for the inductor plate air cylinders.
- Pump / Inductor independent air pressure gauges
- Automatic empty drum shut off
- Automatic vacuum release when raising the inductor plate



Dimensions in mm

TECHNICAL DATA

Pump + Power Ram assembly Part No.	544 950
Pump pressure ratio	50:1
Maximum free flow	6 Kg/min (13.2 lb / min)
Air pressure operating range	3 to 7 bar (40 to 100 psi)
Maximum outlet pressure	350 bar (5,000 psi)
Air motor effective diameter	200 mm (8")
Air motor stroke	150 mm (6")
Air consumption ⁽¹⁾	1.500 NI/min (53 scfm)
Air inlet	3/4" BSP (F)
Fluid outlet	1" BSP (F)
Wetted and seal materials	Carbon steel or zinc plating steel, Polyurethane, PTFE, Copper, Cast iron, UHMWPE

(1) Air consumption at 7 bar air pressure, with tail sealing grease at 18 °C and 25 cpm.



PUMP SYSTEMS WITH PNEUMATIC INDUCTOR FOR 185 KG DRUMS



PumpMaster 45 and PumpMaster 60 grease pumps mounted onto an air operated inductor plate for use with high viscosity, hard to pump greases directly from 185 kg drum.

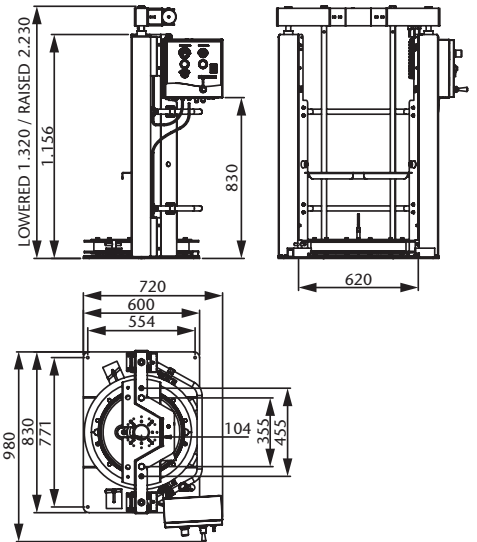
When the double lip inductor plate is attached to the lower end of the pump tube, it exerts pneumatic, weight and atmospheric pressure on the material forcing pump priming. The inductor plate also serves as protection against contaminants and eliminates material waste.

There are two Power Ram models. The **BASIC Power Ram** includes:

- Follower plate with double Buna-N lip seals guide rods
 - Platform base with drum retainers.
 - Controls for raising and lowering the inductor plate with pressure regulator.
 - Ball valve for releasing the vacuum manually when the plate is removed from an empty drum.
 - Pump adapter for fixing the pump to the follower plate
- Pump air connection accessories are not included.

The **AUTOMATIC Power Ram** includes the same features as the Basic model plus:

- Pump air connection accessories.
- On / Off control of the pump.
- Up / Down control of the ram for easy drum exchange.
- Two independent air pressure regulators, one for the pump and the other for the power ram cylinders.
- Pump / Ram independent air pressure gauge.
- Automatic empty drum pump shut-off safety feature.
- Automatic Vacuum release.



Dimensions in mm

PART No. BASIC POWER RAM	PART No. AUTOMATIC POWER RAM	PUMP
534 421.001	534 421	531 420 (PM45 - 40:1)
534 721.001	534 721	531 720 (PM45 - 70:1)
534 121.001	534 121	532 130 (PM60 - 12:1)
534 821.001	534 821	532 820 (PM60 - 80:1)

534 611

PUMP SYSTEMS WITH PNEUMATIC PUMP HOIST AND GRAVITY INDUCTOR FOR 185 KG DRUMS

02
GREASE PUMPS



PumpMaster 35, PumpMaster 45 and PumpMaster 60 grease pumps mounted onto a gravity fed follower plate and an air operated pump hoist for use with 185 kg drums.

The air operated pump hoist lifts and lowers the pump, making drums changes easier, faster and safer. The pump lower end is rigidly fixed to a follower plate with a single rubber lip. The weight of the pump, pump bracket and follower plate plus the atmospheric pressure push the assembly against the fluid eliminating channelling and air pocket, keeping lubricant free from contaminants, minimizing waste and aiding pump priming.

534 611

PM35 - 60:1 pump system with pump hoist and gravity follower plate for 185 kg drums. Includes pump 530 620 and hose connection kit Part No. 534 612.

534 411

PM45 - 40:1 pump system with air operated double post inductor for 185 kg drums. Includes pump 531 410 and hose connection kit Part No. 534 414.

534 711

PM45 - 70:1 pump system with air operated double post inductor for 185 kg drums. Includes pump 531 710 and hose connection kit Part No. 534 414.

534 811

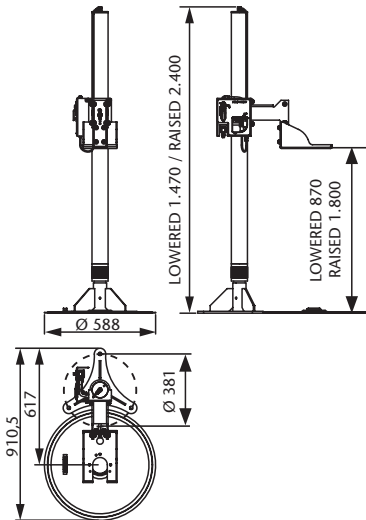
PM60 - 80:1 pump system with air operated double post inductor for 185 kg drums. Includes pump 532 810 and hose connection kit Part No. 534 414.



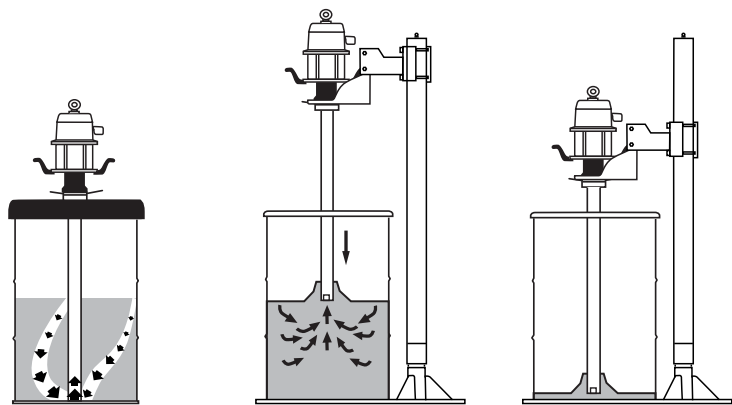
Option:

399 101 Steel mounting plate for 185 kg drums

Includes drum retainers. Needs to be secured to the floor. Dimensions: 800 x 900 x 36 mm.



Dimensions in mm



No inductor.
Air pockets and channels can be formed.

With inductor plate.
Pump is permanently primed.

Inductor plates aid to minimize waste left in the drum.

PUMPMASTER 45, 60 & 80 GREASE PUMP ACCESSORIES

AIR ACCESSORIES FOR GREASE PUMPS



02
GREASE PUMPS

HEAVY DUTY DRUM COVERS



418 026

418 017

Covers are made from heavy steel gauge to withstand hard usage. Cover flange provides rigidity and maintains solid position on drum. Grease pump mounts in centre of cover with four screws.

HEAVY DUTY FOLLOWER PLATES

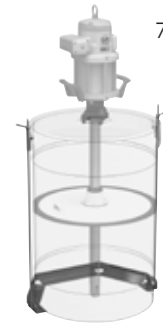


417 009

417 010

Follower plates eliminate channeling and air pockets, keep lubricant free from contaminants, remove all grease from the drum and aid pump prime. HD follower plates are manufactured in galvanized steel and has a central part in aluminum that adjusts to the pump tube using O'ring to create a perfect seal.

HOLD DOWN KITS



741 604

Pump, follower plate, drum cover and drum are not included.

Allow to fix a 185 kg or a 50 kg drum to a lube truck bed when used together with drum covers 418 026 and 418 017.

741 604 Hold down kit for 185 kg - 400 lb drums

For use with drum cover 418 026.

741 605 Hold down kit for 50 kg - 129 lb drums

For use with drum cover 418 017.

PART No.	APPLICATION	MAX. - MIN. DRUM DIAMETER
FOR PM45 & PM60 PUMPS		
418 026	185 kg - 400 lb	620 - 580 mm
418 017	50 kg - 120 lb	395 - 350 mm
FOR PM80 UHP PUMPS		
418 018	50 kg - 120 lb	395 - 350 mm
418 026	185 kg - 400 lb	620 - 580 mm

PART No.	APPLICATION	MAX. - MIN. DRUM Ø
FOR PM45 & PM60 PUMPS		
417 009	185 Kg - 400 lb drums	590 - 550 mm
417 010	50 Kg - 120 lb drums	360 - 305 mm
417 011	50 Kg - 120 lb drums	370 - 330 mm
FOR PM80 UHP PUMPS		
417 016	50 Kg - 120 lb drums	370 - 330 mm
417 015	185 Kg - 400 lb drums	590 - 550 mm

AIR AND GREASE CONNECTION KITS



534 103

534 103 Includes 1 m x 3/8" air hose (PN 247 710) with 3/8" - 1/2" BSP (MM) connection threads, quick air coupler 251 438, air nipple 255 338, 1,5 m x 3/8" high pressure grease hose (412 392) with 3/8"-1/2" BSP (MM) connection threads. **For use with all PM45 and PM60 grease pumps except with pump PM60 12:1 ratio grease pump.**

AIR ACCESSORIES

PART No.	THREAD	COMPONENT	APPLICATION
AIR TREATMENT UNITS			
241 001	1/2" BSP (FF) with 1/2" BSP(M) - 3/8" BSP(F) adaptors	Combined air filter, regulator and lubricator	PM35 pumps
241 501		Combined air filter and regulator	
241 201		Air line regulator	
242 102	3/4" BSP (FF)	Combined air filter, regulator and lubricator	PM45 & PM60 pumps
242 302		Air filter	
242 202		Air line regulator	



240 000

PART No.	THREAD	APPLICATION
STANDARD SERIES QUICK COUPLERS		
253 138	3/8" BSP(F)	PM35 pumps
253 112	1/2" BSP (F)	PM45 & PM60 pumps
SAFETY QUICK COUPLERS		
250 638	3/8" BSP(F)	PM35 pumps
250 612	1/2" BSP (F)	PM45 & PM60 pumps

253 112



250 612



PART No.	THREAD	APPLICATION
AIR NIPPLES		
259 038	3/8" BSP(M)	PM35 pumps
259 012	1/2" BSP (M)	PM45 & PM60 pumps

259 012



CAM-LOCK ADAPTORS



753 110



950 358

Allow to fix a pump horizontally or vertically to grease bags, totes and other type of containers.

753 110 Male Cam-Lock adaptor

Fixes to the bottom end of the grease pump body. Fits any standard 3" female Cam-Lock connector.

950 358 Female Cam-Lock connector

Connection thread 3" BSP (F).

FOR PM80 ACCESSORIES, PLEASE CONTACT YOUR AUHORISED DISTRIBUTOR.

412 103

GREASE HOSES



Manufactured in NBR with a high density steel reinforcement braid. With two swaged nuts and male-male adaptors on both ends.


- 412 101**, 1 m x 1/4". Working pressure: 400 bar. Connection threads: 1/4" BSP (MM).
- 412 190**, 1,5 m x 1/4". Working pressure: 400 bar. Connection threads: 1/4" BSP (MM).
- 412 102**, 2 m x 1/4". Working pressure: 400 bar. Connection threads: 1/4" BSP (MM).
- 412 103**, 3 m x 1/4". Working pressure: 400 bar. Connection threads: 1/4" BSP (MM).
- 412 104**, 4 m x 1/4". Working pressure: 400 bar. Connection threads: 1/4" BSP (MM).

- 412 391**, 1,5 m x 3/8". Working pressure: 330 bar. Connection threads: 1/4" - 3/8" BSP (MM).
- 412 392**, 1,5 m x 3/8". Working pressure: 330 bar. Connection threads: 3/8" - 1/2" BSP (MM).
- 412 390**, 2 m x 3/8". Working pressure: 330 bar. Connection threads: 1/4" - 3/8" BSP (MM).
- 412 393**, 3 m x 3/8". Working pressure: 330 bar. Connection threads: 1/4" - 3/8" BSP (MM).
- 412 394**, 4 m x 3/8". Working pressure: 330 bar. Connection threads: 1/4" - 3/8" BSP (MM).

- 412 202**, 1,8 m x 1/2". Working pressure: 275 bar. Connection threads: 1/2" BSP (MM).
- 412 203**, 3 m x 1/2". Working pressure: 275 bar. Connection threads: 1/2" BSP (MM).

950 304

VALVES



AIR LINE SHUTOFF VALVES

950 318	Air valve, 3/8" BSP (FF)
950 319	Air valve, 1/2" BSP (FF)

LOW AND MEDIUM PRESSURE VALVES

950 305	1/4" BSP (FF), 65 bar quarter turn valve
950 320	3/8" BSP (FF), 65 bar quarter turn valve
950 300	1/2" BSP (FF), 65 bar quarter turn valve

HIGH PRESSURE VALVES

950 304	1/2" BSP (FF), 500 bar quarter turn valve
950 328	3/4" BSP (FF), 400 bar quarter turn valve
950 329	1" BSP (FF), 350 bar quarter turn valve

GREASE PUMP MOUNTING ACCESSORIES QUICK REFERENCE CHART

PUMP	PUMPMASTER 3	PUMPMASTER 35	PUMPMASTER 45			PUMPMASTER 60 ⁽¹⁾	
RATIO	55:1	60:1	25:1	40:1	70:1	12:1	80:1
BUNG ADAPTOR	410 000	410 001	(2)	(2)	(2)	(2)	(2)
CONNECTION HOSE KIT	412 910	534 600	534 103	534 103	534 103	539 009	534 103
DRUM COVER 185 KG	418 006	418 006	418 026	418 026	418 026	N/A	418 026
DRUM COVER 50 KG	418 004	418 004	N/A	418 017	418 017	N/A	418 017
FOLLOWER PLATE 185 KG	417 004	417 004	417 009	417 009	417 009	N/A	417 009
FOLLOWER PLATE 50 KG	417 002	417 002	N/A	417 011	417 011	N/A	417 011
CAM-LOCK ADAPTOR	N/A	N/A	N/A	753 110 ⁽³⁾	753 110 ⁽³⁾	753 110 ⁽³⁾	753 110 ⁽⁴⁾
CAM-LOCK CONNECTOR	N/A	N/A	N/A	950 358	950 358	950 358	N/A
AIR REGULATOR WITH GAUGE	240 200	241 201	241 201	241 201	241 201	241 201	241 201
AIR FILTER LUBRICATOR	240 500	241 501	241 501	241 501	241 501	241 501	241 501
FRL	240 000	241 001	241 001	241 001	241 001	241 001	241 001
AIRLINE SHUTOFF VALVE	950 321	950 319	950 319	950 319	950 319	950 319	950 319
FLUID SHUTOFF VALVE	950 304	950 304	950 328	950 304	950 304	950 328	950 304
AIR QUICK COUPLER	253 114	255 338	251 412	251 412	251 412	251 412	251 412
AIR QUICK CONNECTOR	259 014	251 438	255 312	255 312	255 312	255 312	255 312
AIR CONNECTION ACCESSORIES I.D.	1/4" - 6 mm	3/8" - 9,5 mm	1/2" - 12,5 mm	1/2" - 12,5 mm	1/2" - 12,5 mm	1/2" - 12,5 mm	1/2" - 12,5 mm

(1) PM60, 12:1 pump is only available for horizontal mount on tanks, totes and grease bags.

(2) Flange mounted pumps. No bung adaptor for fixing a pump to a cover.

(3) Included in short pumps for horizontal mount on tanks, totes and grease bags. Required for vertical mount on grease tanks (long pumps).

(4) For vertical mount on grease tanks only (long pumps).

03 AIR OPERATED PUMPS FOR OTHER SERVICE FLUIDS

DIAPHRAGM PUMP INTRODUCTION52
DIRECTFLO® PUMP RANGE COMPARATIVE CHART53
DIRECTFLO® CUSTOM SERIES54
DIRECTFLO® FUNCTION SERIES55
DIRECTFLO® PERFORMER SERIES59
DIAPHRAGM PUMPS ACCESSORIES60
AIR OPERATED PISTON PUMPS FOR FLUIDS62

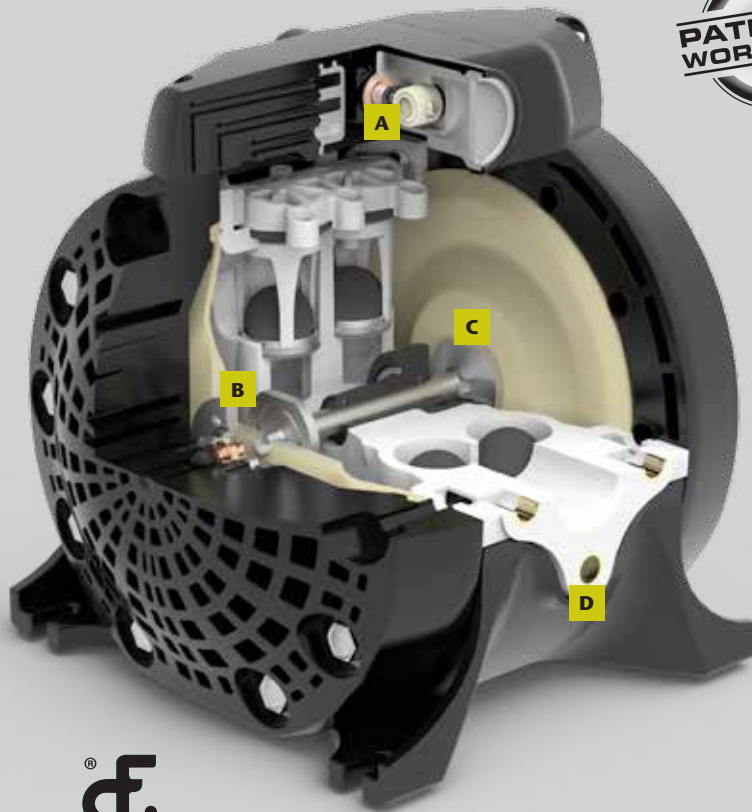


INNOVATIVE TECHNOLOGIES CREATE THE DIFFERENCE

Conventional air operated diaphragm pumps pump the fluid around the outside of the pump and compressed air acts on the inside face of the diaphragms. In Directflo® pumps the fluid is pumped through the centre of the pump and compressed air acts on the outside face of the diaphragms.

03

OTHER FLUIDS
PUMPS



SUPERIOR ALL-ROUND PUMPING PERFORMANCE

- Significant dry suction lift eliminates self-priming issues.
- Discharge fluids at up to 8 bar (115 psi), to pump medium viscosity fluids even over long pipe runs and up to significant heights.
- Efficient compressed air usage.

A

FRICTIONLESS PIVOTING AIR VALVE

- High operational reliability.
- Variable flow rate and pressure by adjusting the air pressure.
- No stalling.
- No icing.
- Self-cleaning.
- Extremely fast switching between strokes reduces air consumption and minimizes pulsations.
- Enables a short stroke pump design, for long diaphragm life.
- Tolerates dry, damp, dirty or oily air.

B

BALL CHECK VALVES ADJACENT TO DIAPHRAGMS

- Very fast valve action, even with viscous fluids. Together with the high speed frictionless pivoting air valve, this enables a short stroke pump design, for long diaphragm life.
- Enables superior pump suction and thus improves overall pump performance.

C

STRESS FREE DIAPHRAGM COUPLINGS

- Nonrigid sliding couplings between push rod and diaphragms prevent diaphragm and push rod stress.
- Long leak free diaphragm life.
- Fast and easy diaphragm service.

D

SINGLE PART MOULDED PUMP BODY

- Minimizes energy losses within the pump.
- No leaks.
- Compact.

FLANGE FASTENING PLATES

- Pumps with plastic central bodies are fitted with load spreading stainless steel flange fastening plates.
- Reduces the risk of damage to plastic bodies when flange bolts are over tightened.
- Enhances sealing in the areas between flange bolts and so reduces the risk of flange leaks.

DIRECTFLO® PUMP RANGE COMPARATIVE CHART

FLUIDS HANDLED

- Lubricants.
- Antifreeze.
- Windshield wash.
- Diesel.
- AdBlue® / DEF.
- Water.
- Waste fluids.

MARKETS SERVED


- Car and truck dealers.
- Construction, mining.
- Rail and mass transit.
- Lube trucks.
- Fleets.
- In-plant.
- Quick lubes.



POLYPROPYLENE PUMPS

DIRECTFLO® SERIES	DC20	DF30	DF50	DF100	DP200
PUMP PRESSURE RATIO	1:1	1:1	1:1	1:1	1:1
MAXIMUM FREE DELIVERY⁽¹⁾	20 l/min	38 l/min	50 l/min	100 l/min	200 l/min
DELIVERY PER STROKE APPROX.⁽¹⁾	0,03 litres	0,07 litres	0,1 litres	0,25 l	0,50 l
DELIVERY PER CYCLE (2 X STROKES)⁽¹⁾	0,06 litres	0,14 litres	0,20 litres	0,50 l	1 l
AIR PRESSURE OPERATING RANGE	1,5 to 7 bar	1,5 to 8 bar	1,5 to 8 bar	1,5 to 8 bar	1,5 to 8 bar
SOLIDS IN SUSPENSION MAXIMUM SIZE	2 mm	3 mm	3 mm	4 mm	6 mm
MAXIMUM DRY SUCTION HEAD⁽¹⁾	2 m	4 m	6 m	4.5 m	5 m
MAXIMUM WET SUCTION HEAD⁽¹⁾	7 m	8 m	8 m	7 m	8 m
WEIGHT	1,2 kg	1,9 kg	2,2 kg	5,1 kg	10,5 kg
FLUID INLET CONNECTION	Int.: 1/4" BSPP (F) Ext.: 3/4" NPT (M)	DF30: 1/2" BSP (F) DF30T: 2 x 3/8" BSP (F)	DF50: 1/2" BSP (F) DF50T: 2 x 3/8" BSP (F)	1" BSP (F)	DIN DN 25 and 1" ANSI flange
FLUID OUTLET CONNECTION	Int.: 1/4" BSPP (F) Ext.: 3/4" NPT (M)	1/2" BSP (F)	1/2" BSP (F)	1" BSP (F)	DIN DN 25 and 1" ANSI flange
AIR INLET CONNECTION	3/8" NPSM (F)	3/8" NPSM (F)	3/8" NPSM (F)	3/8" NPSM (F)	3/8" NPSM (F)

(1) Data measured with water, air inlet pressure 7 bar (100 psi), 20 °C (68 °F).



ALUMINIUM PUMPS

DIRECTFLO® SERIES	DF50	DF100	DP200	DF250
PUMP PRESSURE RATIO	1:1	1:1	1:1	1:1
MAXIMUM FREE DELIVERY⁽¹⁾	50 l/min	100 l/min	200 l/min	250 l/min
DELIVERY PER STROKE APPROX.⁽¹⁾	0,1 litres	0,25 l	0,50 l	0,6 l
DELIVERY PER CYCLE (2 X STROKES)⁽¹⁾	0,2 litres	0,5 l	1 l	1,2 l
AIR PRESSURE OPERATING RANGE	1,5 to 8 bar	1,5 to 8 bar	1,5 to 8 bar	1,5 to 8 bar
SOLIDS IN SUSPENSION MAXIMUM SIZE	3 mm	4 mm	6 mm	6 mm
MAXIMUM DRY SUCTION HEAD⁽¹⁾	6 m	4,5 m	5 m	5 m
MAXIMUM WET SUCTION HEAD⁽¹⁾	8 m	7 m	8 m	8 m
WEIGHT	3,5 kg	7,2 kg	11,5 kg	20 kg
FLUID INLET CONNECTION	1/2" NPSM (F)	1" BSP (F)	1" BSPP (F)	1 1/2" BSP (F) and DIN PN-10 flange
FLUID OUTLET CONNECTION	1/2" BSP (F)	1" BSP (F)	1" BSPP (F)	1 1/2" BSP (F) and DIN PN-10 flange
AIR INLET CONNECTION	3/8" NPSM (F)	3/8" NPSM (F)	3/8" NPSM (F)	1/2" NPSM (F)

(1) Data measured with water, air inlet pressure 7 bar (100 psi), 20 °C (68 °F).

556 115

DC20 POLYPROPYLENE DIAPHRAGM PUMP. 20 L/MIN

Very compact and reliable polypropylene diaphragm pump for small volume transfer (20 l/min max.), dosing and spraying a variety of fluids. Polypropylene body and air motor, and PTFE diaphragms and check valve balls for wider chemical compatibility.



03

OTHER FLUIDS PUMPS

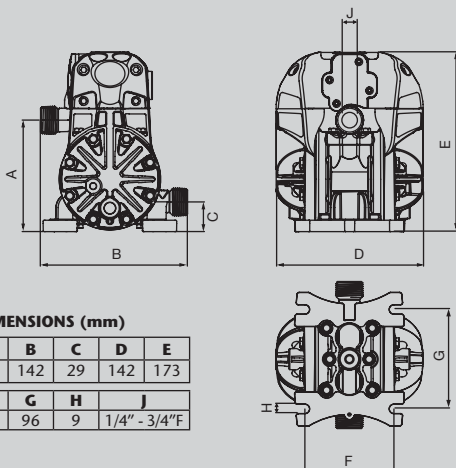
FLUIDS HANDLED

- Antifreeze and antifreeze solutions
- Windshield wash solutions
- Detergents
- AdBlue®/DEF

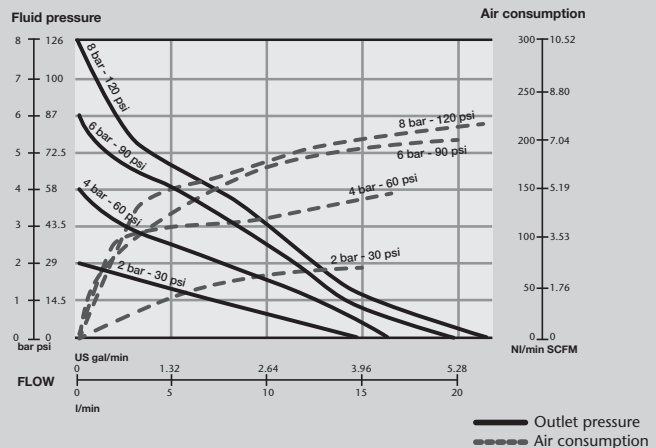
MARKETS SERVED

- Service shops
- Car dealers
- In plant
- Agriculture

MODELS						
PART No.	PUMP BODY	DIAPHRAGMS	BALLS	SEATS	OTHER WETTED MATERIAL	APPLICATIONS
556 115	Polypropylene	PTFE	PTFE	Polypropylene	Viton®	Antifreeze and windshield wash solutions, detergents, AdBlue®/DEF



Tested at room temperature, with water and flooded pump with 800 mm (31.5 inches) height of water above the pump inlet.



DF30 POLYPROPYLENE DIAPHRAGM PUMPS. 38 L/MIN

553 164 / 553 124

Very compact and reliable polypropylene diaphragm pumps for medium to small volume transfer (38 l/min max.), dosing, spraying and dispensing a variety of fluids.

Typical applications are transferring and dispensing windshield wash and antifreeze solutions, pure windshield wash and AdBlue®/DEF. ATEX approved pumps are available for use in potential explosive environments and with flammable fluids, like pure ethanol.

They can be used as stand-alone pumps for transfer applications or as systems pumps in small distribution systems that include hose reels.

Pumps with dual inlet are available for 1:1 ratio mixing of fluids with similar viscosities, like windshield wash or antifreeze with water. All dual inlet pumps have 2 x 3/8" BSP (F) inlet.



03

OTHER FLUIDS PUMPS

FLUIDS HANDLED

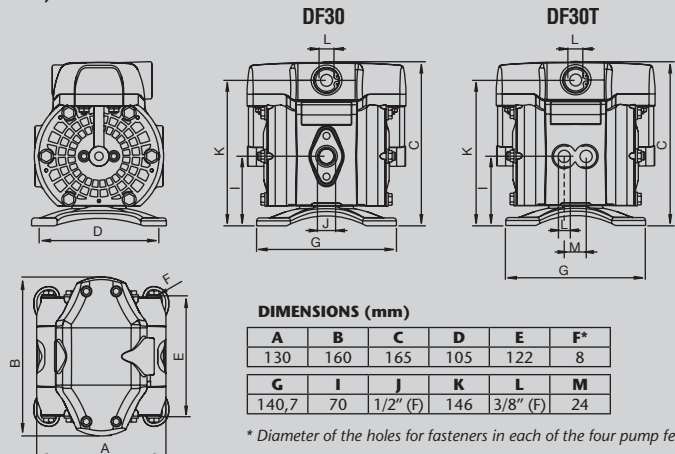
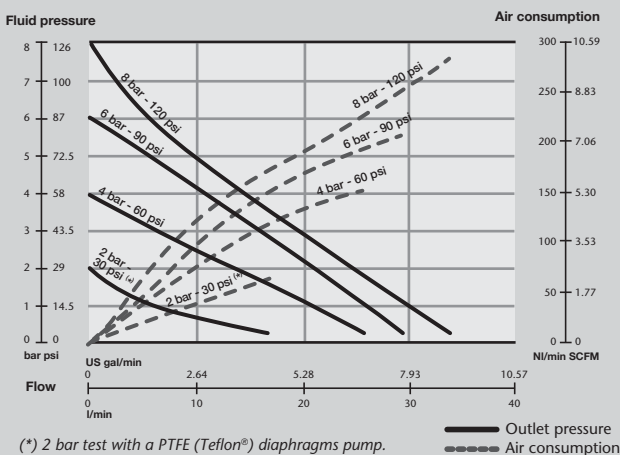
- Antifreeze and antifreeze solutions
- Windshield wash and wind shield wash solutions
- Detergents
- AdBlue®/DEF
- Pure windshield wash and ethanol

MARKETS SERVED

- Service shops
- Car and truck dealers
- In plant
- Agriculture

MODELS						
PART No.	PUMP BODY	DIAPHRAGMS	BALLS	SEATS	OTHER WETTED MATERIAL	APPLICATIONS
553 164	Polypropylene	Hytrel®	Hytrel®	Stainless steel	Viton®	Antifreeze and windshield wash solutions, AdBlue®/DEF
553 162	Conductive Polypropylene	PTFE	PTFE	Stainless steel	Viton®	⊕ ATEX pump for pure ethanol, pure windshield wash, detergents
553 124	Polypropylene Dual inlet body	Hytrel®	PTFE	Stainless steel	Viton®	1:1 ratio water/windshield or antifreeze solutions

Tested at room temperature, with water and flooded pump with 800 mm (31.5 inches) height of water above the pump inlet.



* Diameter of the holes for fasteners in each of the four pump feet.

552 164 / 552 030

DF50 POLYPROPYLENE AND ALUMINIUM DIAPHRAGM PUMPS. 50 L/MIN



Very compact and reliable diaphragm pumps for medium volume transfer (50 l/min max.), dosing, spraying and dispensing a variety of fluids.

POLYPROPYLENE PUMPS have a polypropylene air motor. Typical applications for these pumps are transferring and dispensing of windshield wash and antifreeze solutions, pure windshield wash and AdBlue®/DEF. ATEX approved pumps are available for use in potential explosive environments and with flammable fluids like pure ethanol.

ALUMINIUM PUMPS have an aluminium air motor. Typical applications for these pumps are transferring and dispensing of windshield wash and antifreeze solutions; lubricants and diesel; and waste oil evacuation.

They can be used as stand-alone pumps for transfer applications or as systems pumps in distribution systems that include hose reels.

Pumps with dual inlet are available for 1:1 ratio mixing of fluids with similar viscosities, like windshield wash or antifreeze with water. All dual inlet pumps have 2 x 3/8" BSP (F) inlet.

FLUIDS HANDLED

- Antifreeze and antifreeze solutions
- Windshield wash and wind shield wash solutions
- Pure windshield wash and ethanol
- Detergents
- AdBlue®/DEF
- Lubricants
- Waste oil

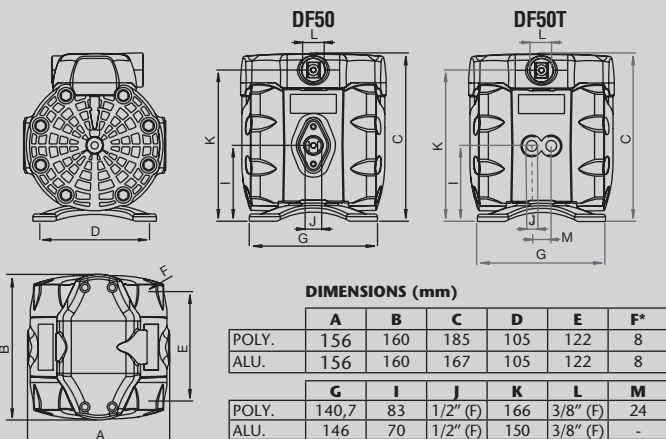
MARKETS SERVED

- Service shops
- Car and truck dealers
- In plant
- Agriculture
- Lube trucks

03

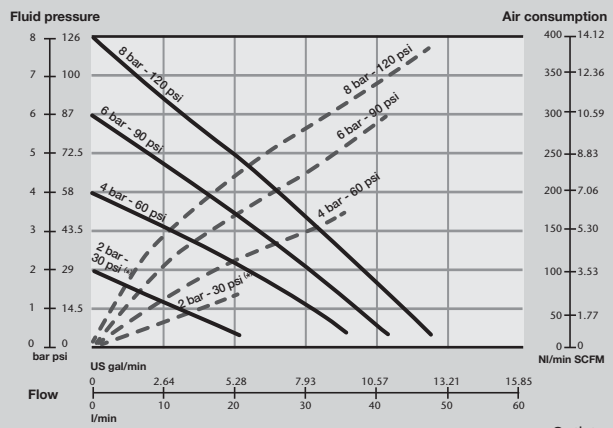
OTHER FLUIDS PUMPS

MODELS						
PART No.	PUMP BODY	DIAPHRAGMS	BALLS	SEATS	OTHER WETTED MATERIAL	APPLICATIONS
552 164	Polypropylene	Hytrel®	Hytrel®	Stainless steel	Viton®	Antifreeze and windshield wash solutions, AdBlue®/DEF
552 162	Conductive Polypropylene	PTFE	PTFE	Stainless steel	Viton®	⊕ ATEX pump for pure ethanol, pure windshield wash, detergents
552 124	Polypropylene Dual Inlet body	Hytrel®	PTFE	Stainless steel	Viton®	1:1 ratio water/windshield or antifreeze solutions
552 010	Aluminium	Hytrel®	Acetal	Stainless steel	Viton®	Antifreeze and windshield wash solutions
552 030	Aluminium	Buna-N	Buna-N	Stainless steel	-	Antifreeze solutions, lubricants, waste oil evacuation and transfer



* Diameter of the holes for fasteners in each of the four pump feet.

Tested at room temperature, with water and flooded pump with 800 mm (31.5 inches) height of water above the pump inlet.



(*) 2 bar test with a pump fitted with PTFE (Teflon®) diaphragms.

Very compact and reliable diaphragm pumps for medium to large volume transfer (100 l/min max.), dosing, spraying and dispensing a variety of fluids.

POLYPROPYLENE PUMPS have a polypropylene air motor. Typical applications for these pumps are transferring and dispensing of windshield wash and antifreeze solutions, pure windshield wash and AdBlue®/DEF. ATEX approved pumps are available for use in potential explosive environments and with flammable fluids like pure ethanol.

ALUMINIUM PUMPS have an aluminium air motor. Typical applications for these pumps are transferring and dispensing of windshield wash and antifreeze solutions; lubricants and diesel; and waste oil evacuation.

They can be used as stand-alone pumps for transfer applications or as systems pumps in distribution systems that include hose reels.



03

OTHER FLUIDS PUMPS

FLUIDS HANDLED

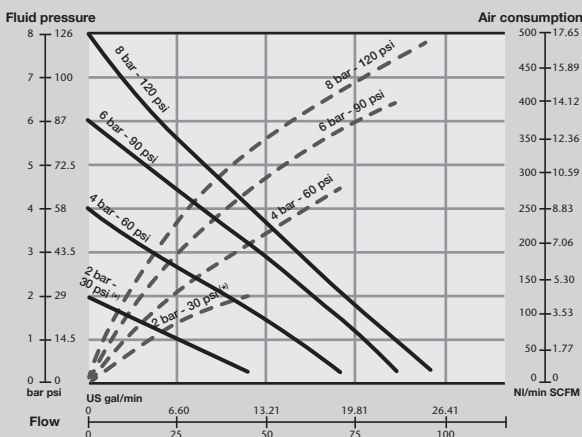
- Antifreeze and antifreeze solutions
- Windshield wash and wind shield wash solutions
- Pure windshield wash and ethanol
- Detergents
- AdBlue®/DEF
- Lubricants
- Waste oil
- Diesel

MARKETS SERVED

- Service shops
- Car and truck dealers
- In plant
- Agriculture
- Lube trucks
- Mining and construction
- Railroad and mass transit

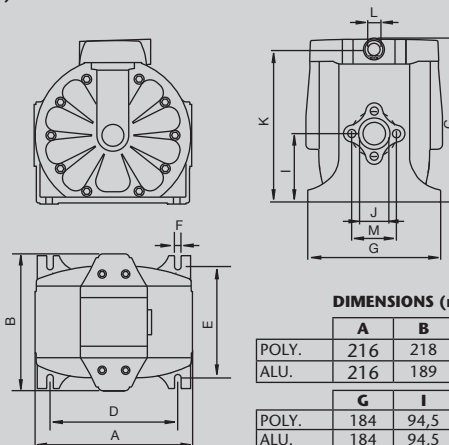
MODELS						
PART No.	PUMP BODY	DIAPHRAGMS	BALLS	SEATS	OTHER WETTED MATERIAL	APPLICATIONS
551 164	Polypropylene	Hytrel®	Hytrel®	Stainless steel	Viton®	Antifreeze and windshield wash solutions, AdBlue®/DEF
551 162	Conductive Polypropylene	PTFE	PTFE	Stainless steel	Viton®	ATEX pump for pure ethanol, pure windshield wash, detergents
551 010	Aluminium	Hytrel®	Acetal	Stainless steel	Viton®	Antifreeze and windshield wash solutions
551 030	Aluminium	Buna-N	Buna-N	Stainless steel	-	Antifreeze solutions, lubricants, diesel, waste oil evacuation and transfer

Tested at room temperature, with water and flooded pump with 800 mm (31.5 inches) height of water above the pump inlet.



(*) 2 bar test with a pump fitted with PTFE (Teflon®) diaphragms.

— Outlet pressure
 - - - - Air consumption



DIMENSIONS (mm)

	A	B	C	D	E	F*
POLY.	216	218	230	175	154	8
ALU.	216	189	227	175	154	9

	G	I	J	K	L	M
POLY.	184	94,5	1" (F)	211,5	3/8" (F)	62
ALU.	184	94,5	1" (F)	210	3/8" (F)	62**

* Diameter of the holes for fasteners in each of the four pump feet.
 ** Flange connection: 2 bolts - M 5 (41 mm between centres).


554 010

DF250 ALUMINIUM DIAPHRAGM PUMPS. 250 L/MIN

Very reliable diaphragm aluminium pumps for large volume transfer (250 l/min max.), dispensing and evacuating a variety of fluids.

These pumps have an aluminium air motor. Typical applications for these pumps are transferring and dispensing of antifreeze solutions, lubricants and diesel, and waste oil evacuation.

They can be used as stand-alone pumps for transfer applications or as systems pumps in distribution systems that include hose reels.



FLUIDS HANDLED

- Antifreeze and antifreeze solutions
- Lubricants
- Waste oil
- Diesel

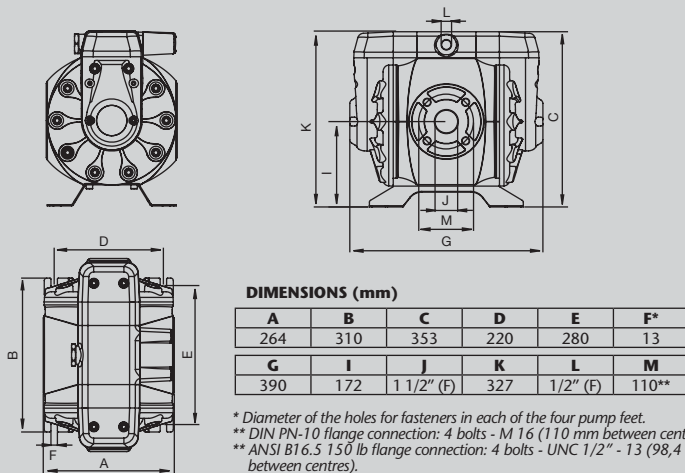
MARKETS SERVED

- Service shops
- Car and truck dealers
- In plant
- Agriculture
- Lube trucks
- Mining and construction
- Railroad and mass transit

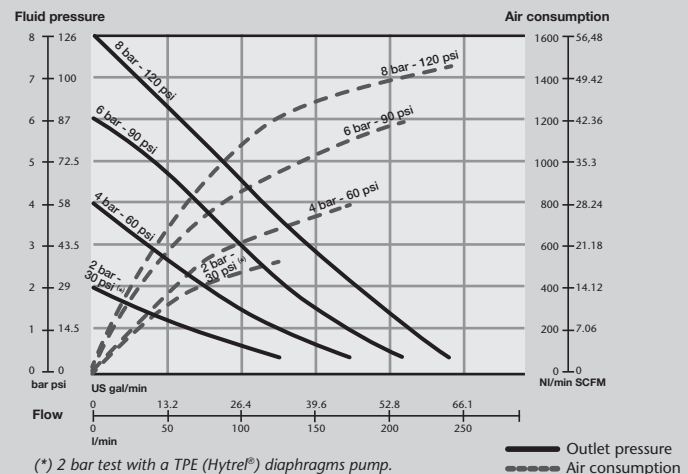
03

OTHER FLUIDS PUMPS

MODELS						
PART No.	PUMP BODY	DIAPHRAGMS	BALLS	SEATS	OTHER WETTED MATERIAL	APPLICATIONS
554 010	Aluminium	Hytrel®	Acetal	Stainless steel	Viton®	Antifreeze solutions
554 030	Aluminium	Buna-N	Buna-N	Stainless steel	-	Antifreeze solutions, lubricants, diesel, waste oil evacuation and transfer



Tested at room temperature, with water and flooded pump with 800 mm (31.5 inches) height of water above the pump inlet.




Very reliable diaphragm polypropylene or aluminium pumps for large volume transfer (200 l/min max.), dosing, and dispensing a variety of fluids.

POLYPROPYLENE PUMPS have a polypropylene air motor. Typical applications for these pumps are transferring and dispensing of windshield wash and antifreeze solutions and AdBlue®/DEF.

ALUMINIUM PUMPS have an aluminium air motor. Typical applications for these pumps are transferring and dispensing of antifreeze solutions, lubricants and diesel, and waste oil evacuation.

They can be used as stand-alone pumps for transfer applications or as systems pumps in distribution systems that include hose reels.

Pump inlet and outlet ports can be mounted in different positions for increased installation versatility.



03

OTHER FLUIDS PUMPS

FLUIDS HANDLED

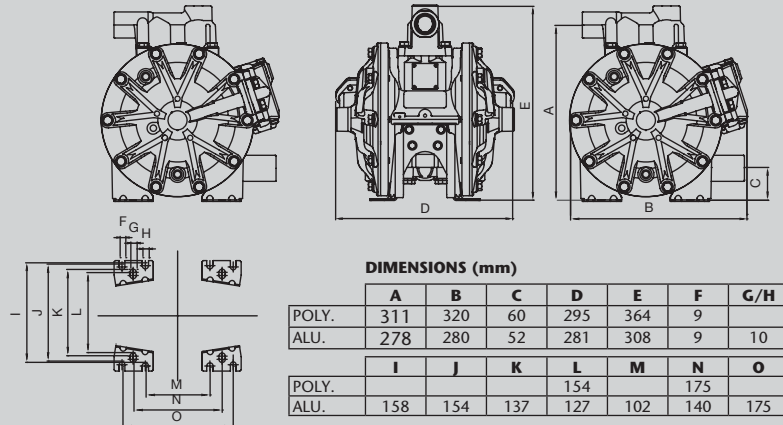
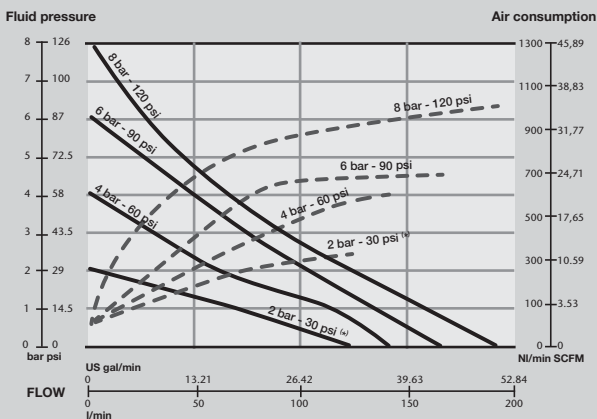
- Antifreeze and antifreeze solutions
- AdBlue® / DEF
- Lubricants
- Waste oil
- Diesel

MARKETS SERVED

- Service shops
- Car and truck dealers
- In plant
- Agriculture
- Lube trucks
- Mining and construction
- Railroad and mass transit

MODELS						
PART No.	PUMP BODY	DIAPHRAGMS	BALLS	SEATS	OTHER WETTED MATERIALS	APPLICATIONS
555 164	Polypropylene	Hytrel®	PTFE	Polypropylene	Viton®, Stainless steel	Antifreeze and windshield wash solutions, Ad Blue®/DEF.
555 010	Aluminium	Hytrel®	Acetal	Hytrel®	Viton®, Stainless steel	Antifreeze solutions
555 030	Aluminium	Buna-N	Acetal	Buna-N	Stainless steel	Lubricants, diesel, waste oil evacuation and transfer

Tested at room temperature, with water and flooded pump with 800 mm (31.5 inches) height of water above the pump inlet.



DIMENSIONS (mm)

	A	B	C	D	E	F	G/H
POLY.	311	320	60	295	364	9	
ALU.	278	280	52	281	308	9	10
	I	J	K	L	M	N	O
POLY.				154		175	
ALU.	158	154	137	127	102	140	175

(* 2 bar test with a PTFE (Teflon®) diaphragms pump.

— Outlet pressure
 - - - - Air consumption

DIAPHRAGM PUMP WALL BRACKETS



360 100

360 101

360 100 Wall bracket for DF30 and DF50 pumps.

360 101 Wall bracket for DF100 pumps.

360 142 Wall bracket for DP200 pumps.

360 144 Wall bracket for DF250 pumps.

DIAPHRAGM PUMP SUCTION KITS FOR WATER BASED FLUIDS

367 021



For use with 205 l drums or 1.000 l IBCs. Not for use with lubricants.

367 020 Suction kit for DF30 and DF50 pumps. Includes 1,5 m x 1/2" EPDM suction hose, foot valve with filter and two 1/2" BSP (M) hose barb connector with clips.

367 021 Suction kit for DF100 and DP200 pumps. Includes 1,5 m x 1" EPDM suction hose, foot valve with filter and two 1" BSP (M) hose barb connector with clips.

DIRECTFLO® PUMP SILENCER

558 338

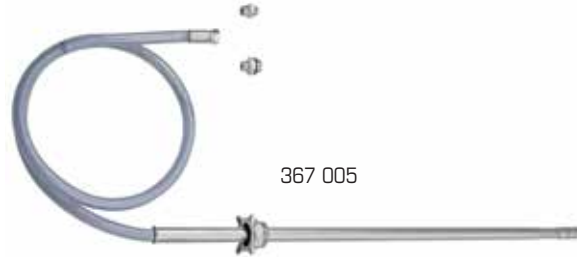


558 338 Pump silencer.

When placed at the pump air exhaust port instead of the standard air muffler, it reduces the pump noise level below 70 dB.

DIAPHRAGM PUMP ACCESSORIES

DIAPHRAGM PUMP SUCTION KITS FOR LUBRICANTS



367 005

For use with 205 l drums or 1.000 l IBCs.

367 005. Suction kit for DF100 and DF50 pumps.

Includes metal suction tube with foot valve and bung adaptor. 1,20 m suction tube and 2 m suction hose. Includes a 3/4" x 1" MM and a 3/4" x 1/2" MM connection adaptor for connecting to a DF100 or a DF50 pump.

367 007 Suction kit for DF250 and DP200 pumps.

Includes 1,20 m x 1" metal suction tube with foot valve and bung adaptor and elbow for connecting to a 2 m x 1" M suction hose.

DIAPHRAGM PUMP SUCTION KITS FOR WASTE FLUIDS

367 023



367 022 Suction kit for DF50 pumps.

Includes 3/4" hydraulic connector, 1,5 m x 3/4" suction hose, Y-strainer and connecting adaptors for mounting the assembly to a DF50 aluminium pump.

367 023 Suction kit for DF100 and DP200 pumps.

Includes 3/4" hydraulic connector, 1,5 m x 1" suction hose, Y-strainer and connecting adaptors for mounting the assembly to a DF100 or a DP200 aluminium pump.

PRESSURE RELIEF VALVES



362 925

When connected to the pump outlet, it helps to prevent damage in the pump and in the distribution line caused by overpressure due to thermal expansion of the fluid.

362 925, 1/2" Pressure relief valve. For DF30 and DF50 diaphragm pumps. Opens at approx. 18 bar. Includes valve, 1 m x 1/4" transparent hose and 1/2" adaptor.

362 927, 1" Pressure relief valve. For DF100, DF250 and DP200 diaphragm pumps. Opens at approx. 10 bar. Includes valve, 1 m x 1/4" transparent hose and 1" adaptor.

DIAPHRAGM PUMP ACCESSORIES

DIAPHRAGM PUMP AIR CONNECTION KITS



362 920

AIR BLEEDING VALVES



362 922

Air connection kits include an air pressure regulator for adjusting pump speed.

PART No.	362 920	362 921	362 928
APPLICATION	DF30, DF50, DF100	DP200	DF250
AIR QUICK COUPLER	1/4" BSP (F) 253 114	3/8" BSP (F) 253 138	3/8" BSP (F) 253 138
AIR QUICK NIPPLE	3/8" BSP (M) 259 038	3/8" BSP (M) 259 038	1/2" BSP (M) 259 012
AIR HOSE	1 m x 1/4" 246 010	1 m x 3/8" 247 710	1 m x 3/8" 247 710
AIR PRESSURE REGULATOR	1/4" BSP (FF) 240 200	1/2" BSP (FF) 240 201	1/2" BSP (FF) 240 201
CONNECTION ADAPTOR	1/4" x 3/8" BSP (MM) 239 001	1/2" x 3/8" BSP (MM) 239 003	1/2" x 3/8" BSP (MM) 239 003
AIR VALVE	3/8" BSP (FF) 950 318	3/8" BSP (FF) 950 318	3/8" BSP (FF) 950 318

When connected to the pump outlet, it helps to eliminate the air trapped in the pump and in the suction line aiding pump prime.

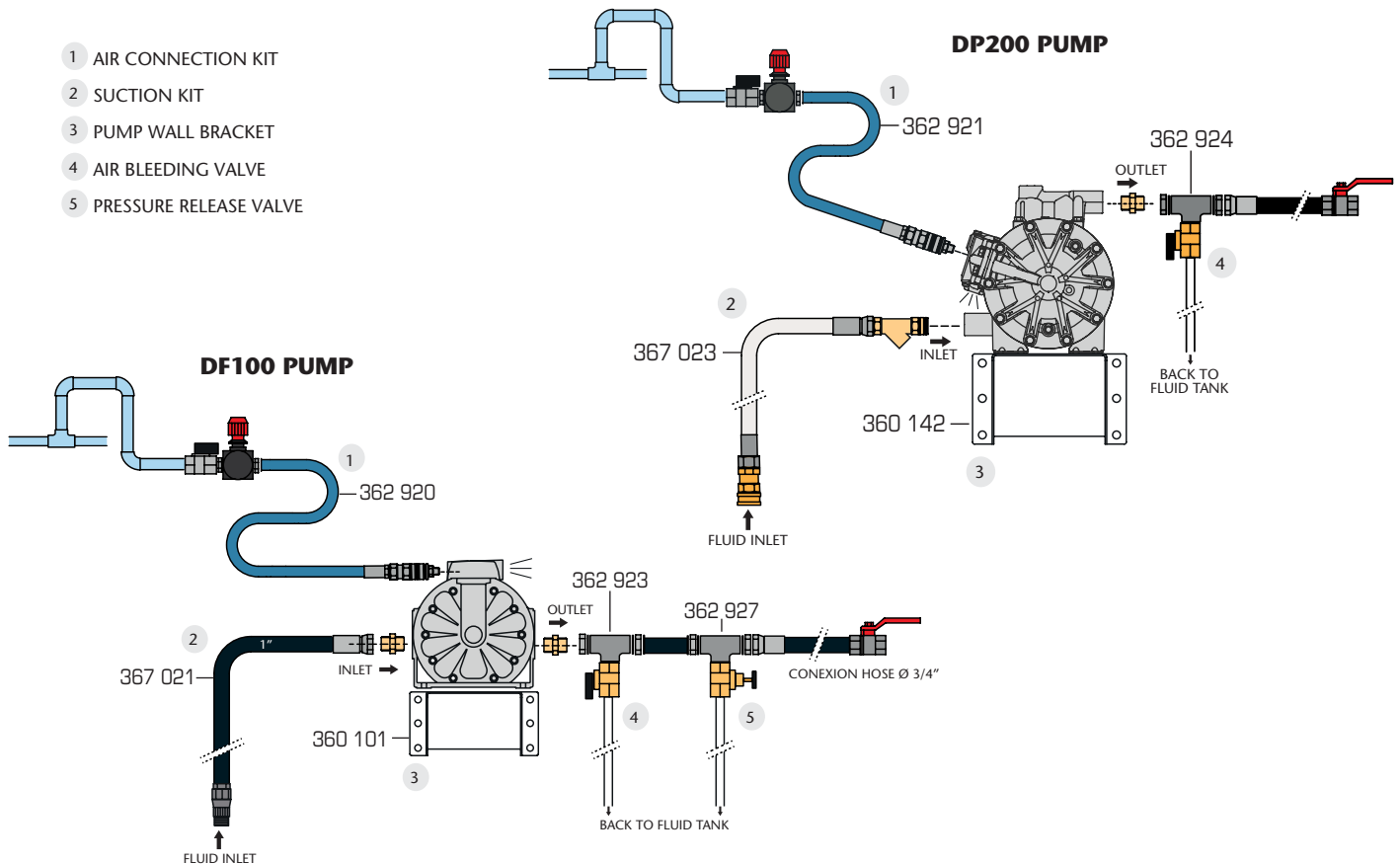
362 922, 1/2" Air bleeding valve. For DF30 and DF50 diaphragm pumps.

362 923, 3/4" Air bleeding valve. For DF100 diaphragm pumps.

362 924, 1" Air bleeding valve. For DF250 and DP200 diaphragm pumps.

03
OTHER FLUIDS
PUMPS

PUMP INSTALLATION EXAMPLES





03
OTHER FLUIDS
PUMPS



PUMP MASTER®

	PUMPMASTER 2		PUMPMASTER 4
	NICKEL PROTECTED PUMP	STAINLESS STEEL PUMP	STAINLESS STEEL PUMP
PART NO.	332 120	331 120	333 120
PUMP TYPE	Universal stub pump	Universal stub pump; divorced	Universal stub pump; divorced
PUMP PRESSURE RATIO	1:1	1:1	3:1
EFFECTIVE AIR PISTON DIAMETER	35 mm (1 1/2")	35 mm (1 1/2")	60 mm (2 1/2")
PISTON STROKE	75 mm (3")	75 mm (3")	75 mm (3")
AIR PRESSURE OPERATING RANGE	1,5 to 10 bar (20 to 145 psi)	1,5 to 10 bar (20 to 145 psi)	1,5 to 10 bar (20 to 145 psi)
AIR INLET	1/4" BSP (F)	1/4" BSP (F)	3/8" BSP (F)
FLUID INLET	1" BSP (F)	1" BSP (F)	1" BSP (F)
FLUID OUTLET	3/4" BSP (F)	3/4" BSP (F)	3/4" BSP (F)
DELIVERY AT 100 CYCLES PER MINUTE	13,5 l/min - 3.6 gal/min	25 l/min - 6.6 gal/min	25 l/min - 6.6 gal/min
MAXIMUM FREE DELIVERY	55 l/min - 14.5 gal/min	38 l/min - 10 gal/min	40 l/min - 10.6 gal/min
WETTED MATERIALS	Nickel coated aluminium and steel, stainless steel, acetal, NBR, polyurethane	PTFE, Viton®, stainless steel	PTFE, Viton®, stainless steel
HEIGHT ADJUSTABLE BUNG ADAPTOR	Included	Included	Included

Air Operated Piston Pumps for Fluids accessory:
P.N. **331 110.002**, PVC suction tube for 205 l drums.

351 121



SPECIALITY PUMP

351 121 PumpMaster 2, 1:1 pressure ratio suction pump

PumpMaster pump with 1:1 ratio with a modified air valve to allow a lower upward movement of the piston to improve pump suction capacity and avoid pump cavitation when suctioning fluids like waste oil through small diameter suction canes.

04 HOSE REELS

HOSE REEL MOUNTING RECOMMENDATIONS	64
RM-12 DOUBLE PEDESTAL DOUBLE ARM HOSE REELS	65
RM-12S SINGLE ARM ALUMINIUM HOSE REELS	66
RM-12CLX ENCLOSED HOSE REELS	67
RM-12CL INDIVIDUALLY ENCLOSED HOSE REELS	68
RM-12L HEAVY DUTY HOSE REELS	69
RM-34 HEAVY DUTY HOSE REELS	70
RM-100 HEAVY DUTY LARGE CAPACITY HOSE REELS	71
RM-150 HEAVY DUTY LARGE DELIVERY HOSE REELS	72
COMPACT REELS FOR AIR AND CABLE	73
HOSE REEL ACCESSORIES	74





SAMOA hose reels, used around the world, are designed to be premium quality fluid reels. Hose reels are adaptable to wall, floor or ceiling mounting, individually or in banks. They are available for high, medium and low pressure applications. Different hose capacities for maximum flexibility in selecting a hose reel assembly to match any specific need. SAMOA hose reels are designed with non-restrictive fluid passages and the right hose diameter for each application to provide the quickest material delivery.

SAMOA hose reels are spring-powered and self-retracting; a latch locks the reel at desired length and a slight pull releases latch, and the hose retracts smoothly onto reel. Hose guide arm can be placed in different positions to accommodate any method of mounting and allow hose to be automatically removed or retracted without kinking, reducing strain on hose and minimizing the possibility of hose damage.

REEL MASTER®

COMPRESSED AIR • WATER • DIESEL • LUBRICANTS • ANTIFREEZE • WINDSHIELD WASH • GREASE • AdBlue®

ADVANTAGES OF THE USE OF HOSE REELS

- Increased productivity.
- Reduced wear and increased life of hoses.
- Simple hose handling and storage.
- Lower risk of accidents as hose reels keep hoses out of the floor.
- Work environment improvement.

ALL SAMOA REELS HAVE

- Superior power spring life. Special fatigue resistant steel spring guarantees long life and trouble free operation and provides even tension at every point, when pulling or retracting hose.
- Heavy duty ratchet, with large effective radial latching area for an easier and user-friendly operation.
- Metal arms, enclosures, base and spool are epoxy powder coated for increased wear resistance.
- SAMOA only uses high quality hoses, specially formulated for use in hose reels.

HOSE SPECIFICATIONS

Compressed air, low pressure water - SBR black rubber with single textile reinforcement braid and zinc plated fittings.

Oil, antifreeze solutions - NBR black rubber with single steel reinforcement steel braid and zinc plated fittings.

High pressure grease - NBR black rubber with single steel reinforcement high density braid and zinc plated fittings.

Windshield wash solutions, AdBlue®/DEF - EPDM hose with single textile reinforcement braid and stainless steel fittings.

High pressure water: SBR black rubber with single steel reinforcement braid and zinc plated fittings.

HOSE REEL MOUNTING RECOMMENDATIONS

- Install reels as high as possible when mounted to wall or ceiling. Minimum height from the lowest reel point to the floor must be 2,5 m (8').
- Always avoid lateral pulls of hose. In case they cannot be avoided, and for single reel installations, use a pivoting bracket.
- Hose reels allow positioning the hose outlet in different positions. Always choose the one that allows a tangential unwind of the hose.
- A shut off valve shall be installed at the inlet hose to allow the isolation of each reel for service purposes.

RM-12 DOUBLE PEDESTAL DOUBLE ARM HOSE REELS



10 METERS MAXIMUM HOSE CAPACITY

501 200

FLUIDS HANDLED

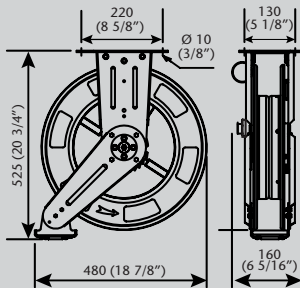
- Air.
- Water.
- Antifreeze Solutions.
- Synthetic and Mineral Oils.
- Grease.

MARKETS / APPLICATIONS

- Car and truck dealers.
- Service shops.
- General manufacturing.
- Service stations.
- Quick lubes.

MOUNTING

- Floor.
- Wall.
- Ceiling.
- Tank.



Dimensions mm (inches)

Full metal hose reels, can handle up to 10 m x 1/2" hose.



- Fatigue resistant steel spring for years of durable performance and even load when pulling and recoiling the hose.
- Full metal double pedestal arm construction, epoxy powder coated for increased wear resistance.
- Forged brass shaft ensures a leak free operation.
- Hose reels with hose include 0,8 m inlet hose.

04

HOSE REELS

PART No.	BARE REEL	HOSE IN Ø	HOSE LENGTH	CONNECTING HOSE INLET	DELIVERY HOSE OUTLET	PRESSURE RATING	WEIGHT (With hose)
AIR / WATER / ANTIFREEZE SOLUTIONS							
501 100	501 198	3/8"	10 m	1/2" BSP (M)	1/4" BSPT (M)	15 bar	17,9 kg
MINERAL AND SYNTHETIC LUBRICANTS							
501 200	501 298	1/2"	10 m	1/2" BSP (M)	1/2" BSP (M)	160 bar	20 kg
GREASE							
501 300	501 398	1/4"	10 m	1/2" BSP (M)	1/4" BSP (M)	350 bar	19,2 kg

Bare reels include hose stopper, swivel and connection adaptors.



Reel with arms in ceiling mounting position.

506 202

15 METERS MAXIMUM HOSE CAPACITY

Aluminium base and arms with composite spool hose reels, can handle up to 15 m x 1/2" hose.



FLUIDS HANDLED

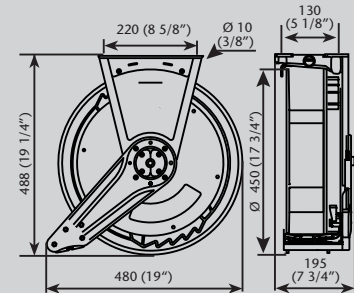
- Air.
- Water.
- Antifreeze and Windshield Wash Solutions.
- High Pressure Hot Water.
- Synthetic and Mineral Oils.
- AdBlue® / DEF.
- Grease.

MARKETS / APPLICATIONS

- Car and truck dealers.
- Service shops.
- Fleets.
- General manufacturing.
- Service stations.
- Lube trucks.
- Quick lubes.

MOUNTING

- Floor.
- Wall.
- Ceiling.
- Tank.



Dimensions mm (inches)

- Aluminium base and guide arm provide the rigidity to withstand the most demanding applications while offering a reduced weight for easy installation.
- Fatigue resistant steel spring for years of durable performance and even load when pulling and recoiling the hose.
- Full port shaft and swivel for no restrictions.
- Spool mounted on two permanent lubricated and sealed ball bearings to reduce torque load on spring for smooth retraction and longer life.
- Large effective radial latching area for easier operation.
- Six roller guide outlet prevents hose pinching and reduces friction.
- Hose guide arm can be placed in different positions to accommodate any method of mounting.
- Hose reels with hose include 0,8 m inlet hose.



Reel with arms in ceiling mounting position.

PART No.	BARE REEL	HOSE IN Ø	HOSE LENGTH	CONNECTING HOSE INLET	DELIVERY HOSE OUTLET	PRESSURE RATING	WEIGHT (With hose)
AIR / WATER / ANTIFREEZE SOLUTIONS							
506 101	506 910	3/8"	10 m	3/8" BSP (M)	3/8" BSP (M)	15 bar	12,1 kg
506 121	506 912	3/8"	15 m	3/8" BSP (M)	3/8" BSP (M)	15 bar	14,2 kg
506 122	506 919	1/2"	15 m	1/2" BSP (M)	1/2" BSP (M)	15 bar	14,9 kg
WINDSHIELD AND WINDSHIELD WASH SOLUTIONS / AdBlue® - DEF / DETERGENTS							
506 762	506 976	1/2"	10 m	1/2" BSP (M)	1/2" BSP (M)	20 bar	13 kg
506 782	506 982	1/2"	15 m	1/2" BSP (M)	1/2" BSP (M)	20 bar	15,5 kg
SYNTHETIC AND MINERAL OILS							
506 202	506 920	1/2"	10 m	1/2" BSP (M)	1/2" BSP (M)	160 bar	12,6 kg
506 222	506 922	1/2"	15 m	1/2" BSP (M)	1/2" BSP (M)	160 bar	14,9 kg
506 212*	506 921	1/2"	15 + 3 m	1/2" BSP (M)	1/2" BSP (M)	160 bar	15,7 kg
WASTE OIL SUCTION							
506 503	506 950	5/8"	6 m	1/2" BSP (M)	1/2" BSP (M)	Vacuum	13,3 kg
GREASE AND HYDRAULIC FLUID							
506 300	506 930	1/4"	10 m	1/4" BSP (M)	1/4" BSP (M)	350 bar	12,4 kg
506 301	506 934	3/8"	10 m	3/8" BSP (M)	1/4" BSP (M)	280 bar	12,9 kg
506 321	506 936	3/8"	15 m	3/8" BSP (M)	1/4" BSP (M)	280 bar	16 kg
506 311*	506 935	3/8"	15 + 3 m	3/8" BSP (M)	1/4" BSP (M)	280 bar	17 kg
HIGH PRESSURE HOT WATER (UP TO 100 °C)							
506 421	506 942	3/8"	15 m	3/8" BSP (M)	1/4" BSP (M)	170 bar	15,1 kg

*15 + 3 m models shall be need in installations allowing a minimum of 3 m of hose hanging from the reel.

15 METERS MAXIMUM HOSE CAPACITY

502 252

FLUIDS HANDLED

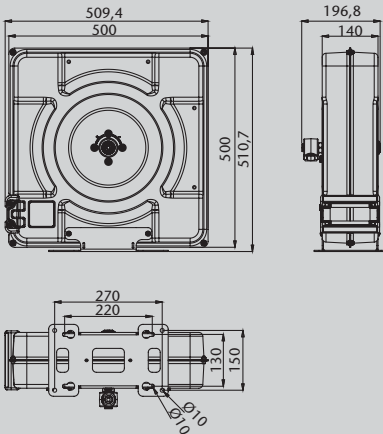
- Air.
- Water.
- Antifreeze and Windshield Wash Solutions.
- Synthetic and Mineral Oils.
- Grease.

MARKETS / APPLICATIONS

- Car and truck dealers
- Service shops
- Fleets
- General manufacturing
- Service stations
- Lube trucks
- Quick lubes.

MOUNTING

- Floor.
- Wall.
- Ceiling.
- Tank.



Dimensions mm (inches)

Aluminium enclosure with composite spool hose reels, can handle up to 15 m x 1/2" hose.



04

HOSE REELS

- Totally enclosed reel in steel plate finished in polyester resin.
- Positionable mounting bracket in steel plate with 2 drill patterns: 220 x 130 mm and 270 x 150 mm.
- Ratchet system in polymer to reduce noise.
- Large service panel allows hose reel maintenance without dismantling it.
- Wide hose outlet aids rolling, reduces piling up and premature wear of the hose.
- Fatigue resistant steel spring for years of durable performance and even load when pulling and recoiling the hose.
- Spool mounted on two permanent lubricated and sealed ball bearings to reduce torque load on spring for smooth retraction and longer life..
- Hose reels with hose include 0,8 m inlet hose.

PART No.	BARE REEL	HOSE IN Ø	HOSE LENGTH	CONNECTING HOSE INLET	DELIVERY HOSE OUTLET	PRESSURE RATING	WEIGHT (WITH HOSE)
AIR / WATER							
502 151	502 159	3/8"	10 m	3/8" BSP (M)	3/8" BSP (M)	15 bar	18,7 Kg
502 156	502 159	3/8"	15 m	3/8" BSP (M)	3/8" BSP (M)	15 bar	19,7 Kg
502 157	502 159	1/2"	15 m	1/2" BSP (M)	1/2" BSP (M)	15 bar	20,6 Kg
OIL							
502 252	502 259	1/2"	10 m	1/2" BSP (M)	1/2" BSP (M)	20 bar	20,9 Kg
502 257	502 259	1/2"	15 m	1/2" BSP (M)	1/2" BSP (M)	20 bar	23 Kg
GRAISSE AND HYDRAULIC FLUIDS							
502 350	502 359	1/4"	10 m	1/4" BSP(M)	1/4" BSP(M)	160 bar	20,4 Kg
502 351	502 359	3/8"	10 m	3/8" BSP(M)	1/4" BSP(M)	160 bar	21,9 Kg
502 356	502 359	3/8"	15 m	3/8" BSP(M)	1/4" BSP(M)	160 bar	24,45 Kg



Reel with arms in ceiling mounting position.

507 202

15 METERS MAXIMUM HOSE CAPACITY

Aluminium enclosure with composite spool hose reels, can handle up to 15 m x 1/2" hose.



FLUIDS HANDLED

- Air.
- Water.
- Antifreeze and Windshield Wash Solutions.
- High Pressure Hot Water.
- Synthetic and Mineral Oils.
- AdBlue® / DEF.
- Grease.

MARKETS / APPLICATIONS

- Car and truck dealers.
- Service shops.
- Fleets.
- General manufacturing.
- Service stations.
- Lube trucks.
- Quick lubes.

MOUNTING

- Floor.
- Wall.
- Ceiling.
- Tank.

04

HOSE REELS

- Corrosion resistant aluminium enclosure form a very rigid and stable structure, with light weight and attractive design.
- Fatigue resistant steel spring for years of durable performance and even load when pulling and recoiling the hose.
- Full port shaft and swivel for no restrictions.
- Spool mounted on two permanent lubricated and sealed ball bearings to reduce torque load on spring for smooth retraction and longer life.
- Large effective radial latching area for easier operation.
- Positionable mounting brackets to accommodate any method of mounting.
- Two large lateral service windows facilitate common maintenance operations.
- Hose reels with hose include 0,8 m inlet hose.



Reel with arms in ceiling mounting position.

PART No.	BARE REEL	HOSE IN Ø	HOSE LENGTH	CONNECTING HOSE INLET	DELIVERY HOSE OUTLET	PRESSURE RATING	WEIGHT (With hose)
AIR / WATER / ANTIFREEZE SOLUTIONS							
507 101	507 910	3/8"	10 m	3/8" BSP (M)	3/8" BSP (M)	15 bar	18,4 kg
507 121	507 912	3/8"	15 m	3/8" BSP (M)	3/8" BSP (M)	15 bar	20,7 kg
507122	507 919	1/2"	15 m	1/2" BSP (M)	1/2" BSP (M)	15 bar	21,4 kg
WINDSHIELD AND WINDSHIELD WASH SOLUTIONS / AdBlue® - DEF / DETERGENTS							
507 762	507 976	1/2"	10 m	1/2" BSP (M)	1/2" BSP (M)	20 bar	19 kg
507 782	507 978	1/2"	15 m	1/2" BSP (M)	1/2" BSP (M)	20 bar	20,5 kg
SYNTHETIC AND MINERAL OILS							
507 202	507 920	1/2"	10 m	1/2" BSP (M)	1/2" BSP (M)	160 bar	18,9 kg
507 222	507 922	1/2"	15 m	1/2" BSP (M)	1/2" BSP (M)	160 bar	21,4 kg
507 212*	507 921	1/2"	15 + 3 m	1/2" BSP (M)	1/2" BSP (M)	160 bar	22,2 kg
WASTE OIL SUCTION							
507 503	507 950	5/8"	6 m	1/2" BSP (M)	1/2" BSP (M)	Vacuum	19,1 kg
GREASE AND HYDRAULIC FLUID							
507 300	507 930	1/4"	10 m	1/4" BSP (M)	1/4" BSP (M)	350 bar	18,8 kg
507 301	507 934	3/8"	10 m	3/8" BSP (M)	1/4" BSP (M)	280 bar	19,5 kg
507 321	507 936	3/8"	15 m	3/8" BSP (M)	1/4" BSP (M)	280 bar	22,6 kg
507 311*	507 935	3/8"	15 + 3 m	3/8" BSP (M)	1/4" BSP (M)	280 bar	23,6 kg
HIGH PRESSURE HOT WATER (UP TO 100 °C)							
507 421	507 942	3/8"	15 m	3/8" BSP (M)	1/4" BSP (M)	170 bar	22,2 kg

RM-12L HEAVY DUTY HOSE REELS



15 METERS MAXIMUM HOSE CAPACITY

504 250

FLUIDS HANDLED

- Air.
- Water.
- Antifreeze and Windshield Wash Solutions.
- High Pressure Hot Water.
- Synthetic and Mineral Oils.
- Grease.

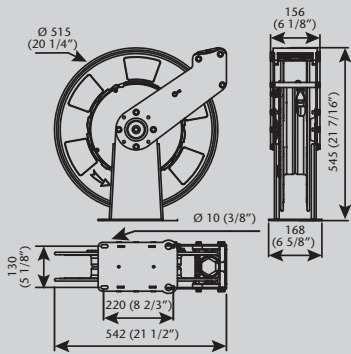
MARKETS / APPLICATIONS

- Car and truck dealers.
- Service shops.
- Fleets.
- Lube trucks.
- Mining and construction.
- Railroad and mass transit.
- General manufacturing.

MOUNTING

- Floor.
- Wall.
- Ceiling.
- Tank.

Full metal Intensive Duty double pedestal hose reels, with hose capacity up to 15 m x 1/2" hose.



Dimensions mm (inches)

- Very tough construction able to stand regular use and abuse in Intensive Duty applications.
- Fatigue resistant steel spring for years of durable performance and even load when pulling and recoiling the hose.
- Full port shaft and swivel for no restrictions.
- Spool mounted on two permanent lubricated and sealed ball bearings to reduce torque load on spring for smooth retraction and longer life.
- Large effective radial latching area for easier operation.
- Hose guide arm can be placed in different positions to accommodate any method of mounting.
- Narrow footprint allows accommodating more reels on the same surface.
- Hose reels with hose include 0,8 m inlet hose.

04

HOSE REELS

PART No.	BARE REEL	HOSE IN Ø	HOSE LENGTH	CONNECTING HOSE INLET	DELIVERY HOSE OUTLET	PRESSURE RATING	WEIGHT (With hose)
AIR / WATER / ANTIFREEZE SOLUTIONS							
504 150	504 159	1/2"	15 m	1/2" BSP (M)	1/2" BSP (M)	15 bar	24 kg
SYNTHETIC AND MINERAL OILS							
504 250	504 259	1/2"	15 m	1/2" BSP (M)	1/2" BSP (M)	160 bar	24 kg
GREASE AND HYDRAULIC FLUID							
504 350	504 359.001	1/4"	15 m	1/4" BSP (M)	1/4" BSP (M)	350 bar	27,5 kg
504 351	504 359	3/8"	15 m	3/8" BSP (M)	1/4" BSP (M)	280 bar	26 kg
HIGH PRESSURE HOT WATER (UP TO 100 °C)							
504 450	504 459	3/8"	15 m	3/8" BSP (M)	1/4" BSP (M)	170 bar	26 kg



Reel with arms in ceiling mounting position.

*15 + 3 m models shall be need in installations allowing a minimum of 3 m of hose hanging from the reel.

505 224

15 AND 20 METERS MAXIMUM HOSE CAPACITY

Full metal, Intensive Duty double pedestal hose reels with hose capacity up to 15 m x 3/4" and 20 m x 1/2" hose.



FLUIDS HANDLED

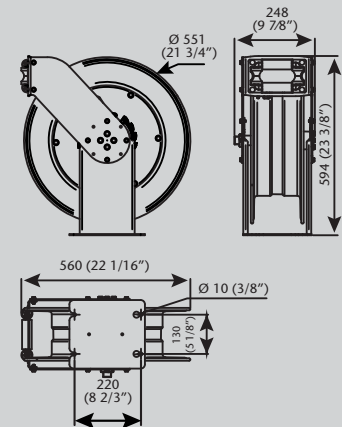
- Air.
- Water.
- Antifreeze and windshield wash solutions.
- Synthetic and mineral oils.
- AdBlue® / DEF.
- Waste Oil Evacuation.
- Diesel.
- Grease.

MARKETS / APPLICATIONS

- Truck dealers.
- Service shops.
- Fleets.
- Lube trucks.
- Mining and construction.
- Railroad and mass transit.
- General manufacturing.

MOUNTING

- Floor.
- Wall.
- Ceiling.
- Tank.



Dimensions mm (inches)

- Very tough construction able to stand regular use and abuse in Intensive Duty applications.
- Fatigue resistant steel spring for years of durable performance and even load when pulling and recoiling the hose.
- Full port shaft and swivel for no restrictions.
- Spool mounted on two permanent lubricated and sealed ball bearings to reduce torque load on spring for smooth retraction and longer life.
- Large effective radial latching area for easier operation.
- Hose guide arm can be placed in different positions to accommodate any method of mounting.
- Narrow footprint allows accommodating more reels on the same surface.
- Hose reels with hose include 0,8 m inlet hose.

PART No.	BARE REEL	HOSE IN Ø	HOSE LENGTH	CONNECTING HOSE INLET	DELIVERY HOSE OUTLET	PRESSURE RATING	WEIGHT (With hose)
AIR / WATER / ANTIFREEZE SOLUTIONS / DIESEL / LUBRICANTS							
505 232	505 932	1/2"	20 m	1/2" BSP (M)	1/2" BSP (M)	160 bar	36 kg
505 224	505 924	3/4"	15 m	3/4" BSP (M)	3/4" BSP (M)	105 bar	38 kg
ADBLUE® - DEF / WINDSHIELD WASH SOLUTIONS / WASHING SOLUTIONS							
505 524	505 529	3/4"	15 m	3/4" BSP (F)	3/4" BSP (F)	20 bar	39 kg
GREASE AND HYDRAULIC FLUID							
505 332	505 339	1/2"	20 m	1/2" BSP (M)	1/2" BSP (M)	275 bar	39 kg

RM-100 HEAVY DUTY LARGE CAPACITY HOSE REELS



15, 20, 25 AND 30 METERS MAXIMUM HOSE CAPACITY

508 225

FLUIDS HANDLED

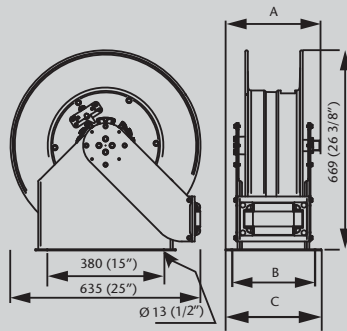
- Air.
- Water.
- Antifreeze solutions.
- Synthetic and mineral oils.
- Waste Oil Evacuation.
- Diesel.

MARKETS / APPLICATIONS

- Fleets.
- Lube trucks.
- Mining and construction.
- Railroad and mass transit.
- General manufacturing.

MOUNTING

- Floor.
- Tank.



Dimensions mm (inches)

DIMENSIONS mm (inches)		
PART No.	508 925	508 942 508 944
A	315 (12 3/8")	349 (13 3/4")
B	290 (11 3/8")	320 (12 5/16")
C	320 (12 5/16")	353 (13 15/16")

Full metal, Intensive Duty, double pedestal hose reels, with hose capacity up to 15 m x 1", 20 m or 25 m x 3/4" hose and 30 m x 1/2" hose.



04

HOSE REELS

- Very tough construction large capacity reels, able to stand regular use and abuse in Intensive Duty applications.
- Fatigue resistant steel spring for years of durable performance and even load when pulling and recoiling the hose.
- Full port shaft and swivel for no restrictions.
- Spool mounted on two permanent lubricated and sealed ball bearings to reduce torque load on spring for smooth retraction and longer life.
- Large effective radial latching area for easier operation.
- Hose guide arm can be placed in different positions to accommodate any method of mounting.
- Narrow footprint allows accommodating more reels on the same surface.
- Reels with longer hose capacity include a dual spring for effective hose retraction.
- Hose reels with hose include 0,8 m inlet hose.

PART No.	BARE REEL	HOSE IN Ø	HOSE LENGTH	CONNECTING HOSE INLET	DELIVERY HOSE OUTLET	PRESSURE RATING	WEIGHT (With hose)
AIR / WATER / ANTIFREEZE SOLUTIONS / DIESEL / LUBRICANTS / WASTE OIL EVACUATION							
508 225	508 925	1"	15 m	1" BSP (M)	1" BSP (M)	90 bar	56 kg
508 234	508 944	3/4"	20 m	3/4" BSP (M)	3/4" BSP (M)	90 bar	55 kg
508 244	508 944	3/4"	25 m	3/4" BSP (M)	3/4" BSP (M)	90 bar	57 kg
508 252	508 942	1/2"	30 m	1" BSP (M)	1/2" BSP (M)	90 bar	55 kg

508 810

15 METERS MAXIMUM HOSE CAPACITY

Full metal, Intensive Duty, hose reel with hose capacity up to 15 m x 1-1/2" hose.



FLUIDS HANDLED

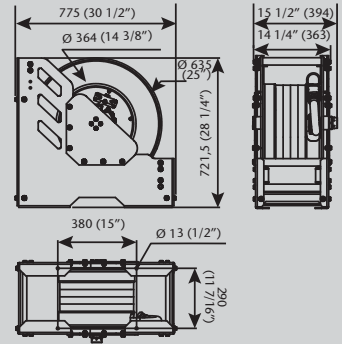
- Water.
- Diesel.

MARKETS / APPLICATIONS

- Fleets.
- Lube trucks.
- Mining and construction.
- Railroad and mass transit.
- General manufacturing.

MOUNTING

- Floor.
- Tank.



Dimensions mm (inches)

- Very tough construction large delivery reels, able to stand regular use and abuse in Intensive Duty applications.
- Fatigue resistant steel spring for years of durable performance and even load when pulling and recoiling the hose.
- Full port shaft and swivel for no restrictions.
- Spool mounted on two permanent lubricated and sealed ball bearings to reduce torque load on spring for smooth retraction and longer life.
- Large effective radial latching area for easier operation.
- Hose guide arm can be placed in two different positions to accommodate any method of mounting.
- Narrow footprint allows accommodating more reels on the same surface.

PART No.	BARE REEL	HOSE IN Ø	HOSE LENGTH	CONNECTING HOSE INLET	DELIVERY HOSE OUTLET	PRESSURE RATING	WEIGHT (With hose)
WATER / DIESEL							
508 810	508 890	1-1/2"	15 m	1-1/2" BSP (F)	1-1/2" BSP (F)	20 bar	87 kg

COMPACT REELS FOR AIR AND CABLE

COMPACT REELS FOR AIR - RM-38 SERIES

500 115

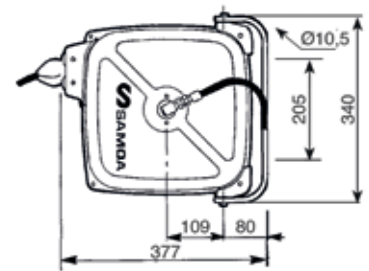
Compact enclosed reels for compressed air, manufactured in steel. All reels include pivoting wall bracket for an easy and convenient installation. Reels are supplied with PVC hose and they have a maximum working pressure of 15 bar (285 psi).

500 115 Compact hose reel for air 15 m x 8 mm hose

Compact reel for air with 15 m x 8 mm hose. Includes 0.8 m inlet hose and pivoting bracket. Inlet thread: 3/8" BSP (M). Outlet thread: 1/4" BSP (M).

500 116 Compact hose reel for air 12 m x 10 mm hose

Compact reel for air with 12 m x 10 mm hose. Includes 0.8 m inlet hose and pivoting bracket. Inlet thread: 3/8" BSP (M). Outlet thread: 3/8" BSP (M).



04

HOSE REELS

CABLE REELS - RM-POWER SERIES

612 400 - 612 100

Compact reels with high resistance thermoplastic enclosure. Compact design, with wide outlet for a comfortable and friction free cable extension. All reels include pivoting bracket, cable specified for each model, and cable overload breaker. For use with 230 V – 50 Hz only.



612 400 - 230 V, 50 Hz cable reel with 230 V AC to 24 V DC transformer with LED lamp.
15 m H05RN-F 2x1 mm² cable hose reel. Includes a 230 V AC to 24 V DC transformer and a 900 LUMEN LED light.

612 100 - 230 V, 50 Hz cable reel

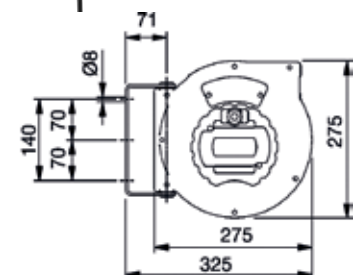
Includes 15 m H05VV-F 3x1,5 mm² cable, 230 V - 50 Hz. Maximum power: 800 W with the cable coiled and 2.000 W with the cable fully extended because of heat dissipation.

612 200 - 230 V, 50 Hz cable reel with 230 V AC to 24 V DC transformer

Includes 15 m H05VV-F 2x1 mm² cable. Maximum power: 60 W Includes a 230 V AC to 24 V DC transformer. For use with an E27 24 V - DC lamp (lamp not included).

612 300 - 230 V, 50 Hz cable reel with 230 V AC to 12 V DC transformer

Includes 15 m H05VV-F 2x1 mm² cable. Maximum power: 60 W Includes a 230 V AC to 12 V DC transformer. For use with an E27 12 V - DC lamp (inspection lamp included, bulb not included).



SINGLE REEL BRACKETS



360 111



360 116



360 119

360 111 Pivoting wall mount bracket. Use with RM12S, RM12CL, RM12, RM12L and RM34 Series reels.

360 116 I-beam mounting bracket. Includes a pair of brackets and hardware. Eliminates the need to drill column or beam when mounting an individual reel to beam flange. Use with RM12S, RM12CL, RM12 and RM12L series reels.

360 135 Bracket for mounting a RM12S, RM12CL, RM12 or RM12L Series reel to a drum trolley (432 000).


360 113 One reel bracket for 432 814 trolley Use with RM12S, RM12CL, RM12, and RM12L reels.

360 119 Fast mount bracket. Facilitates mounting a reel to a wall or ceiling. Use with RM12S, RM12CL, RM12, RM12L and RM34 reels.

MULTIPLE REEL BRACKETS

Hose reel mounting channels for use with RM12S, RM12CL, RM12, and RM12L series hose reels in a bank. Channels are pre-drilled to allow individual mounting of reel. Nuts, screws and washers included.

360 117



360 114 Holds up to two reels.

Dimensions: 550 x 308 x 75 mm.

360 115 Holds up to three reels.

Dimensions: 825 x 308 x 75 mm. This bracket can also hold 2 x RM34 Series reels.

360 117 Holds up to five reels.

Dimensions: 1.375 x 308 x 75 mm. This bracket can also hold 3 x RM34 Series reels.

GUN HOLDERS AND DRIP POCKETS

360 127



360 122



360 126



Part No. 360 122

Wall mounted drip pocket.

Part No. 360 126

Gun holder for hose reels.

Part No. 360 127

Wall mount drip pocket and gun holder.

REEL STANDS

360 161



360 162



360 161 Two hose reel stand

For use with any pair of RM-12 hose reels. Height: 2.375 mm.

360 162 Three hose reel stand

For use with all RM-12 models, includes drip tray.

Dimensions: 1.200 x 400 x 2.220 mm.

360 163

360 160



FIVE HOSE REEL STAND

SIX HOSE REEL STAND

360 163 Five hose reel stand

For use with all RM-12 reel models, includes drip tray. Dimensions: 1.750 x 400 x 2.220 mm.


Very solid construction, allows mounting six RM-12 or RM-34 hose reels depending on models. Two extra reels can be mounted using the optional accessory. Six reel stands include perforated internal side panels and drip tray.

360 160 Six reel stand

Narrow model for use with RM-12 reels. Dimensions: 1.543 x 760 x 2.600 mm.

360 165 Six reel stand

Wide model for use with RM-12CL and RM-34 reels. Dimensions: 1.972 x 760 x 2.600 mm.



360 164



360 166



SIX HOSE REEL STANDS ACCESSORIES

For use with 360 160 and 360 165 stands as mentioned.

360 164 Height extension kit

The kit allows rising 500 mm the stand height. For use with 360 160 and 360 165 stands.

360 166 Additional bracket for two hose reel

The additional bracket allows mounting two additional hose reels on one side of a six reel stand 360 160 and 360 165.

360 168 Additional drip tray

For use on one side of a six reel stand 360 160 and 360 165 when equipped with the 360 166 additional bracket.

736 229 Drawers kit

The kit allows mounting two drawers with lock to the six reel stand 360 160.

05 FLUID DISPENSE VALVES AND METERS

CONTROL VALVES FOR DISPENSING OIL AND OTHER FLUIDS	78
ELECTRONIC METERED CONTROL VALVES FOR DISPENSING OIL AND OTHER FLUIDS	80
MECHANICAL METERED CONTROL VALVES FOR OIL AND OTHER FLUIDS (ROTARY PISTON)	82
MECHANICAL METERED PRESET CONTROL VALVES FOR OIL AND OTHER FLUIDS (ROTARY PISTON)	83
MECHANICAL METERED CONTROL VALVES FOR OIL AND OTHER FLUIDS (OVAL GEAR)	84
IN-LINE METERS	85
PULSE TRANSMITTERS	86
OTHER METERS AND ACCESSORIES	87
GREASE GUNS AND ACCESSORIES	88
OIL BARS, SPIGOT VALVES AND OTHER FLUID DISPENSE GUNS	89



363 115

PA40 - OIL CONTROL VALVE, 40 L/MIN

SAMOA control valves are used at the end of hose assembly to dispense lubricants and antifreeze solutions.



FLUIDS HANDLED

- Synthetic and mineral based lubricants.
- Gear Oil.
- Hydraulic oil and fluids.
- ATF.
- Antifreeze solutions.

MARKETS SERVED

- Car and truck dealerships.
- Fast lube and maintenance shops.
- Fleet service.
- Mining and construction.
- Lube trucks.

DURABILITY AND PERFORMANCE

- Extensively and rigorously field tested. Reliable performance.
- Aluminium body with light weight ergonomic design. Soft grip valve for comfort.
- Cam and piston valve design for minimum flow resistance.
- Large inlet swivel and inlet filter with large screen surface.
- Swivel and outlet covers.
- Safety latch must be depressed before product can be dispensed. Trigger can be locked open for dispensing large volumes.
- Wide selection of outlets available.

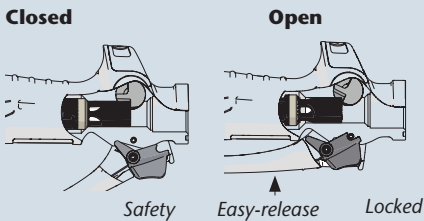
TECHNICAL DATA

Maximum flow rate	40 l/min (11 gal/min)
Maximum working pressure	100 bar (1,450 psi)
Operating temperature range	-10 °C to 70 °C (14 to 160 °F)
Fluid inlet	1/2" BSP (F)
Fluid outlet	1/2" BSP (F)
Wetted parts	Aluminium / Zinc plated steel / TPU / Polyamide
Fluid compatibility	Lubricants, ATF, antifreeze (Glycol) and antifreeze water solutions
Weight	470 g (1 lb)

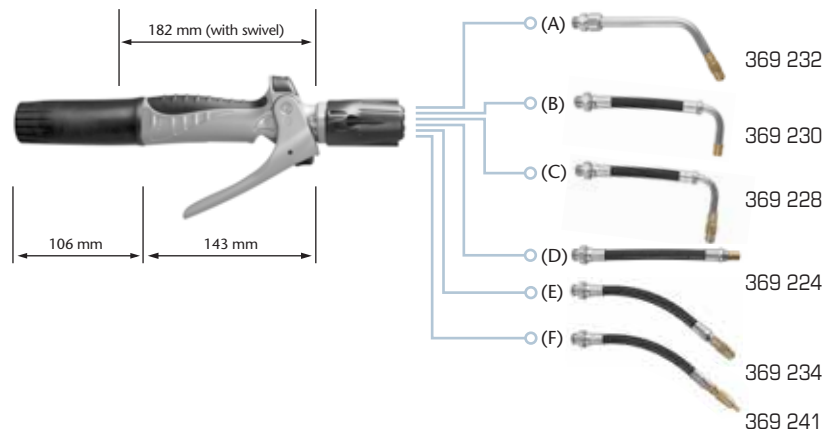
ORDERING INFORMATION

PART No.	OUTLET NOZZLE TYPE	INCLUDED OUTLET PART No.	
363 100	No outlet	-	
363 116	60° rigid outlet and quarter turn non-drip tip	369 232	(A)
363 115	Flexible outlet with 90° tube and automatic non-drip tip	369 230	(B)
363 114	Flexible outlet with 90° tube and quarter turn non-drip tip	369 228	(C)
363 112	Flexible outlet and automatic non-drip tip	369 224	(D)
363 117	Formable outlet and quarter turn non-drip	369 234	(E)
363 118	Formable outlet and quarter turn narrow non-drip (Ø 8 mm)	369 241	(F)

Non-drip tips are manufactured in brass.



The new cam actuated piston-valve is designed for unrestricted flow and superb control. It incorporates an ergonomic trigger with safety, locking and easy-release functions.



05
VALUES AND METERS

REGISTERED DESIGN

CONTROL VALVES FOR DISPENSING OIL AND OTHER FLUIDS

PA70 - HIGH FLOW OIL CONTROL VALVE, 70 L/MIN

363 053

SAMOA large delivery control valves are used at the end of hose assembly to dispense large volumes of lubricants and antifreeze solutions.

FLUIDS HANDLED

- Synthetic and mineral based lubricants.
- Gear Oil.
- Hydraulic oil and fluids.
- ATF.
- Antifreeze solutions.

MARKETS SERVED

- Truck dealerships.
- Fleet service.
- Mining and construction.
- Lube trucks.
- Railroad and mass transit vehicles.

DURABILITY AND HIGH FLOW PERFORMANCE

- Extensively and rigorously field tested. Reliable performance.
- Heavy Duty aluminium pressure cast body to withstand the toughest working conditions.
- High flow pressure balanced valve for comfortable use.
- Large port inlet swivel (1" and 3/4"). Inlet filter with large screen surface.
- Safety guard avoids accidental openings.
- Trigger can be locked open for dispensing large volumes.
- Outlets have 3/4" BSP (M) connection thread and use a bonded seal washer to assure a leak free operation.

TECHNICAL DATA

Maximum flow rate	90 l/min (24 gal/min)
Maximum working pressure	100 bar (1,450 psi)
Operating temperature range	-10 °C to 70 °C (14 to 160 °F)
Fluid inlet	3/4" BSP (F) or 1" BSP (F)
Fluid outlet	3/4" BSP (F)
Wetted parts	Aluminium / Zinc plated steel and brass / NBR
Fluid compatibility	All type of synthetic and mineral oils, antifreeze solutions, hydraulic fluid
Weight	2,05 kg (4.5 lb)

ORDERING INFORMATION

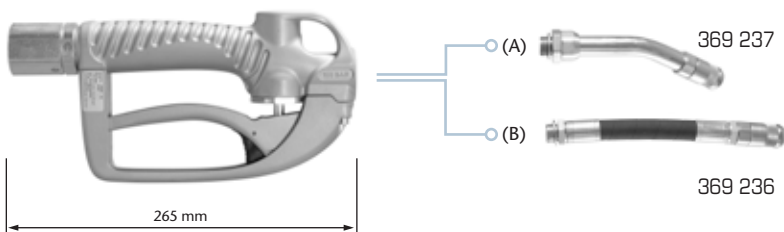
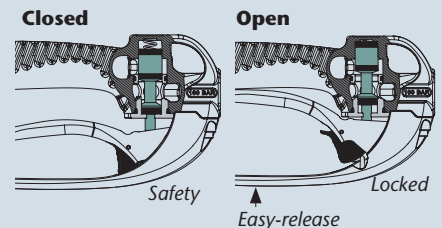
PART No.	OUTLET NOZZLE TYPE	INLET SWIVEL THREAD	
363 053	30° rigid with semiautomatic non-drip tip	3/4" BSP (F)	(A)
363 054	Flexible outlet with semiautomatic non-drip tip	3/4" BSP (F)	(B)
363 055	30° rigid with semiautomatic non-drip tip	1" BSP (F)	(A)
363 056	Flexible outlet with semiautomatic non-drip tip	1" BSP (F)	(B)



05

VALVES AND METERS

REGISTERED DESIGN



The new pressure balanced spool valve is designed for unrestricted flow, superb control and comfortable use. The control valve incorporates hand-guard for safety and an ergonomic trigger with locking function.

ELECTRONIC METERED CONTROL VALVES FOR DISPENSING OIL AND OTHER FLUIDS

365 534

EC30 - OVAL GEAR WITH DIGITAL DISPLAY HAND HELD METER, 30 L/MIN

SAMOA metered control valves are used at the end of hose assembly for measured dispensing of lubricants and antifreeze solutions.

FLUIDS HANDLED

- Synthetic and mineral based lubricants.
- Gear Oil.
- Hydraulic oil and fluids.
- ATF.
- Antifreeze solutions.

MARKETS SERVED

- Car and truck dealerships.
- Fast lube and maintenance shops.
- Fleet service.
- Mining and construction.
- Lube trucks.

ACCURACY, DURABILITY AND HIGHER FLOW PERFORMANCE

- Extensively and rigorously field tested. Reliable performance.
- High precision machined measuring chamber with tight tolerances, quality gears and stainless steel shafts eliminate the need of calibration to adjust for fluid viscosity.
- Sealed battery compartment and isolated electronic register for extended life.
- Easy to read large character display, with batch, trip (resettable totalizer) and totalizer functions.
- Rough TPE boot surrounds the entire meter for even greater durability.
- Replaceable AAA batteries.



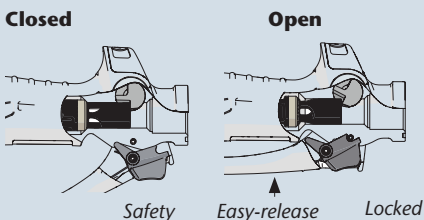
TECHNICAL DATA

Maximum flow rate	30 l/min (8 gal/min)
Accuracy	+/- 0,5 %
Maximum working pressure	100 bar (1,450 psi)
Operating temperature range	-10 °C to 60 °C (14 to 140 °F)
Fluid inlet	1/2" BSP (F)
Fluid outlet	1/2" BSP (F)
Wetted parts	Acetal / Aluminium / Stainless steel / NBR / Zinc plated steel / TPU / Polyamide
Fluid compatibility	Lubricants, ATF, antifreeze (Glycol) and antifreeze - water solutions
Weight	1,30 kg (2.86 lb)

ORDERING INFORMATION

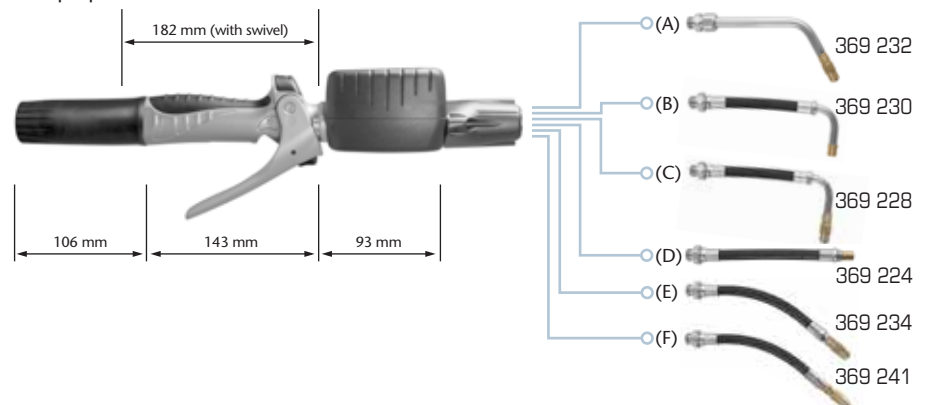
HOSE END METER PART No.	OUTLET NOZZLE TYPE	OUTLET NOZZLE PART No.	
365 521	Hose end meter with no outlet	-	
365 536	60° rigid with quarter turn non-drip tip	369 232	(A)
365 535	Flexible outlet with 90° angled nozzle with automatic non-drip tip	369 230	(B)
365 534	Flexible outlet with 90° angled nozzle with quarter turn non-drip tip	369 228	(C)
365 532	Flexible outlet with automatic non-drip tip	369 224	(D)
365 537	Formable outlet with quarter turn non-drip tip	369 234	(E)
365 538	Formable outlet with quarter turn narrow non-drip tip (Ø 8 mm)	369 241	(F)

REGISTERED DESIGN



The new cam actuated piston-valve is designed for unrestricted flow and superb control. It incorporates an ergonomic trigger with safety, locking and easy-release functions.

Non-drip tips are manufactured in brass.



ELECTRONIC METERED CONTROL VALVES FOR DISPENSING OIL AND OTHER FLUIDS



EC70 - OVAL GEAR WITH DIGITAL DISPLAY HAND HELD HIGH FLOW METER, 70 L/MIN

365 655

SAMOA High Flow metered control valves are used at the end of hose assembly for measured dispensing of large volume of lubricants and antifreeze solutions done at high flow rates.

FLUIDS HANDLED

- Synthetic and mineral based lubricants.
- Gear Oil.
- Hydraulic oil and fluids.
- ATF.
- Antifreeze solutions.

MARKETS SERVED

- Truck dealerships.
- Fleet service.
- Mining and construction.
- Lube trucks.
- Railroad and Mass Transit Vehicles.

ACCURACY, DURABILITY AND HIGH FLOW PERFORMANCE

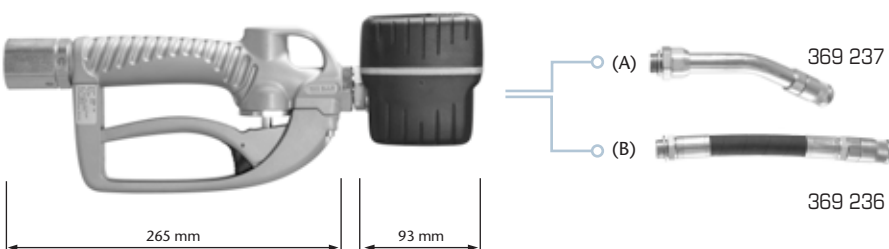
- Extensively and rigorously field tested. Reliable performance.
- High precision machined measuring chamber with tight tolerances, quality gears and stainless steel shaft eliminate the need of calibration to adjust for fluid viscosity.
- Sealed battery compartment and isolated electronic register for extended life.
- Easy to read large character display, with batch, trip (resettable totalizer) and totalizer functions.
- Rough TPE boot surrounds the entire meter for even greater durability.
- Replaceable AAA batteries.

TECHNICAL DATA

Maximum flow rate	70 l/min (19 gal/min)
Accuracy	+/- 0,5%
Maximum working pressure	100 bar (1,450 psi)
Operating temperature range	-10 °C to 60 °C (14 to 140 °F)
Fluid inlet	3/4" BSP (F) or 1" BSP (F)
Fluid outlet	3/4" BSP (F)
Wetted parts	Acetal / Aluminium / Stainless steel / Zinc plated steel and brass / NBR
Fluid compatibility	Oil
Weight	2,85 kg (6.30 lb)

ORDERING INFORMATION

HOSE END METER PART No.	OUTLET NOZZLE TYPE	INLET SWIVEL THREAD	
365 655	30° rigid with semiautomatic non-drip tip	3/4" BSP (F)	(A)
365 654	Flexible outlet with semiautomatic non-drip tip	3/4" BSP (F)	(B)
365 657	30° rigid with semiautomatic non-drip tip	1" BSP (F)	(A)
365 656	Flexible outlet with semiautomatic non-drip tip	1" BSP (F)	(B)



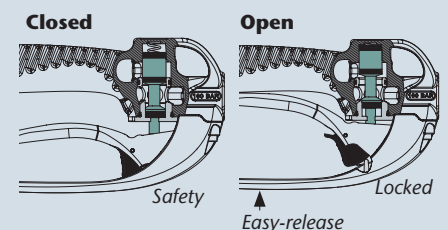
The new pressure balanced spool valve is designed for unrestricted flow, superb control and comfortable use. The control valve incorporates hand-guard for safety and an ergonomic trigger with locking function.



05

VALVES AND METERS

REGISTERED DESIGN



MECHANICAL METERED CONTROL VALVES FOR DISPENSING OIL AND OTHER FLUIDS (ROTARY PISTON)

365 803

MC30 - ROTARY PISTON HAND HELD METER, 30 L/MIN

SAMOA mechanical metered control valves are used at the end of hose assembly for measured dispensing of lubricants and antifreeze solutions in tough, intensive use applications.



FLUIDS HANDLED

- Synthetic and mineral based lubricants.
- Gear Oil.
- Hydraulic oil and fluids.
- ATF.
- Antifreeze solutions.
- Special model for antifreeze solutions available.

MARKETS SERVED

- Car and truck dealerships.
- Fast lube and maintenance shops.
- Fleet service.
- Mining and construction.
- Lube trucks.
- Railroad and Mass Transit Vehicles.

ACCURACY AND DURABILITY WITH PROVEN PERFORMANCE

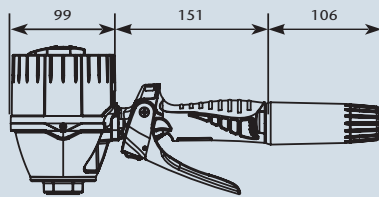
- Extensively and rigorously field tested. Reliable performance.
- No calibration required. High accuracy within a large viscosity range.
- One piece polycarbonate based integral register housing and single molded pointer knob guarantee maximum integrity of the meter against drops and impacts and provide superb protection against humidity.
- Fully mechanical register.
- Simple and easy to read dial includes 5-digit totalizer.
- Very tough metal construction, the meter is ideal for intensive use and outdoor applications.
- PA40 control valve is flange coupled to eliminate the use of adaptors and eliminate leaks.

TECHNICAL DATA

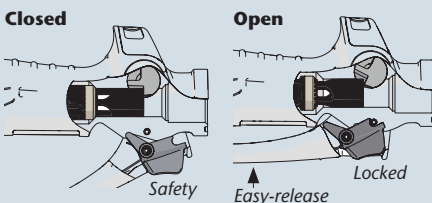
Maximum flow rate	30 l/min (8 gal/min)
Accuracy	+/- 0,65 %
Maximum working pressure	100 bar (1,450 psi)
Operating temperature range	-10 °C to 60°C (-14 to 140 °F)
Fluid inlet	1/2" BSP (F)
Fluid outlet	1/2" BSP (F)
Wetted parts	Aluminium / Zinc alloy / Stainless steel / NBR / Brass / Steel / TPU / Polyamide
Fluid compatibility	Synthetic and mineral oils, ATF, Antifreeze, Gear oils
Weight	1,7 kg (3.74 lb)

ORDERING INFORMATION

HOSE END METER PART No.	OUTLET NOZZLE TYPE	OUTLET NOZZLE PART No.
METRIC METERS. 0 - 10 Litres dial, Totalizer in Litres - Lubricants		
365 801	With no outlet. Includes inlet swivel with shroud	-
365 803	Flexible outlet with automatic non-drip tip	369 224
365 804	Formable outlet with quarter turn non-drip tip	369 234
METRIC METERS. 0 - 10 Litres dial, Totalizer in Litres - Antifreeze		
365 824	Formable outlet with quarter turn non-drip tip	369 234
QUARTS/GALLONS METERS. 4 - 16 Quarts dial, Totalizer in Gallons - Lubricants		
365 802	With no outlet. Includes inlet swivel with shroud	-
365 805	Flexible outlet with automatic non-drip tip	369 224
365 806	Formable outlet with quarter turn non-drip tip	369 234
QUARTS/GALLONS METERS. 4 - 16 Quarts dial, Totalizer in Gallons - Antifreeze		
365 826	Formable outlet with quarter turn non-drip tip	369 234



Dimensions (mm)



The new cam actuated piston-valve is designed for unrestricted flow and superb control. It incorporates an ergonomic trigger with safety, locking and easy-release functions.

Non-drip tips are manufactured in brass. All models include inlet swivel with shroud and the outlet listed for each model.

MECHANICAL METERED PRESET CONTROL VALVES FOR DISPENSING OIL AND OTHER FLUIDS (ROTARY PISTON)

MP30 - ROTARY PISTON HAND HELD PRESET METER, 30 L/MIN

365 811

SAMOA mechanical preset metered control valves allow automatic filling of large crankcases, engines and other lubricant reservoirs. For automatic operation, set the dial pointer to the quantity needed and actuate the trigger for automatic latching. The valve will deliver exactly the volume required and then shut off.

FLUIDS HANDLED

- Synthetic and mineral based lubricants.
- Gear Oil.
- Hydraulic oil and fluids.
- ATF.

MARKETS SERVED

- Truck dealerships.
- Fleet service.
- Mining and construction.
- Lube trucks.
- Railroad and Mass Transit Vehicles.

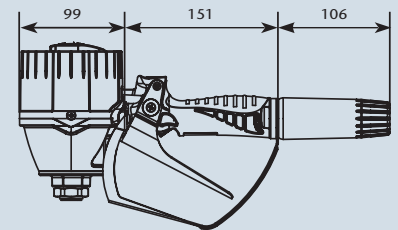
ACCURACY, DURABILITY AND EXTRA PERFORMANCE

- Extensively and rigorously field tested. Reliable performance.
- No calibration required. High accuracy within a large viscosity range.
- One piece polycarbonate based integral register housing and single molded pointer knob guarantee maximum integrity of the meter against drops and impacts and provide superb protection against humidity.
- The reset mechanism incorporates a safety clutch for preserving the preset mechanism in case the knob is turned in the wrong direction.
- High wear and stress resistant shut off mechanism.
- Simple and easy to read dial includes 5-digit totalizer.
- Very tough metal construction, the meter is ideal for intensive use and outdoor applications.
- PA40 Control valve is flange coupled to eliminate the use of adaptors and eliminate leaks.

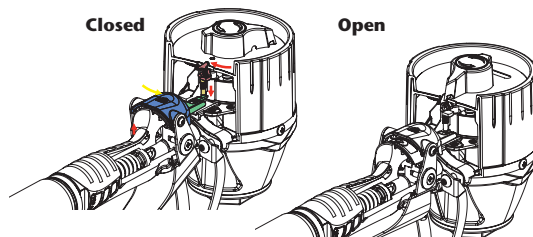


TECHNICAL DATA	
Maximum flow rate	30 l/min (8 gal/min)
Accuracy	+/- 0,65 %
Maximum working pressure	100 bar (1,450 psi)
Operating temperature range	-10 °C to 60 °C (14 to 140 °F)
Fluid inlet	1/2" BSP (F)
Fluid outlet	1/2" BSP (F)
Wetted parts	Aluminium / Zinc alloy / Stainless steel / NBR / Brass / Steel / TPU / Polyamide
Fluid compatibility	Synthetic and mineral oils, ATF
Weight	2 kg (4.40 lb)

ORDERING INFORMATION		
HOSE END METER PART No.	OUTLET NOZZLE TYPE	OUTLET NOZZLE PART No.
METRIC METERS. 0 - 60 litres dial, totalizer in litres		
365 811	Rigid outlet with semiautomatic non-drip tip	369 244
QUARTS/GALLONS METERS. 0 - 60 quarts dial, totalizer in gallons		
365 812	Rigid outlet with semiautomatic non-drip tip	369 244
QUARTS/GALLONS METERS. 0 - 60 gallons dial, totalizer in gallons		
365 813	Rigid outlet with semiautomatic non-drip tip	369 244



Dimensions (mm)



MECHANICAL METERED CONTROL VALVES FOR DISPENSING OIL AND OTHER FLUIDS (OVAL GEAR)

365 864

MC30 OG - OVAL GEAR WITH MECHANICAL DISPLAY HAND HELD METER, 30 L/MIN

SAMOA mechanical metered control valves are used at the end of hose assembly for measured dispensing of lubricants and antifreeze solutions in tough, intensive use applications.

FLUIDS HANDLED

- Synthetic and mineral based lubricants.
- Gear Oil.
- Hydraulic oil and fluids.
- ATF.
- Antifreeze solutions.

MARKETS SERVED

- Fleet service.
- Mining and construction.
- Lube trucks.
- Car and truck dealerships.
- Fast lube and maintenance shops.

ACCURACY, DURABILITY AND HIGHER FLOW PERFORMANCE

- Extensively and rigorously field tested. Reliable performance.
- High precision machined measuring chamber with tight tolerances, quality gears and stainless steel shafts eliminate the need of calibration to adjust for fluid viscosity.
- Rough TPE boot surrounds the entire meter for even greater durability.
- Resettable partial reading up to 999,9 l and non- resettable 6 digit totalizer.
- Meters are factory calibrated for maximum accuracy.



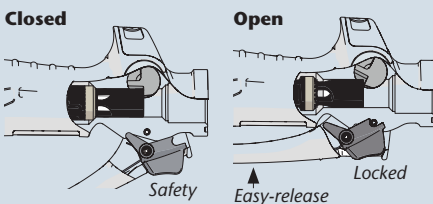
TECHNICAL DATA

Maximum flow rate	30 l/min (8 gal/min)
Accuracy	+/- 1 %
Maximum working pressure	70 bar (1,000 psi)
Operating temperature range	-10 °C to 60 °C (14 to 140 °F)
Fluid inlet	1/2" BSP (F)
Fluid outlet	1/2" BSP (F)
Wetted parts	Acetal / Aluminium / Stainless steel / NBR / Zinc plated steel / TPU / Polyamide
Fluid compatibility	Lubricants, ATF, antifreeze (Glycol) and antifreeze - water solutions
Weight	1,43 kg (3 lb)

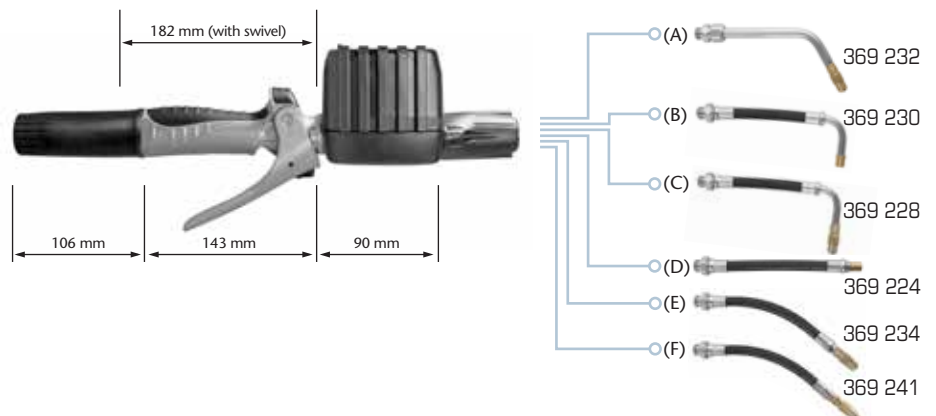
ORDERING INFORMATION

HOSE END METER PART No.	OUTLET NOZZLE TYPE	OUTLET NOZZLE PART No.	
365 861	Hose end meter with no outlet	-	
365 866	60° rigid with quarter turn non-drip tip	369 232	(A)
365 865	Flexible outlet with 90° angled nozzle with automatic non-drip tip	369 230	(B)
365 864	Flexible outlet with 90° angled nozzle with quarter turn non-drip tip	369 228	(C)
365 862	Flexible outlet with automatic non-drip tip	369 224	(D)
365 867	Formable outlet with quarter turn non-drip tip	369 234	(E)
365 868	Formable outlet with quarter turn narrow non-drip tip (Ø 8 mm)	369 241	(F)

Non-drip tips are manufactured in brass.



The new cam actuated piston-valve is designed for unrestricted flow and superb control. It incorporates an ergonomic trigger with safety, locking and easy-release functions.



05
VALUES AND
METERS

REGISTERED DESIGN

1/2" IN-LINE METERS C30, 30 - 50 L/MIN

366 000 - 366 010 - 366 020

Oval gear meters for use as in-line meters with oil, DEF / AdBlue®, windshield wash solution or anti-freeze solution, depending on the meter wetted materials. They can be wall mounted in the fluid line or at the pump outlet. Meters include an electronic register controlled by wetted magnets and powered with two AAA alkaline batteries. It is shock proof and isolated from the fluid handled. Meter display is multi-function, showing the volume dispensed per delivery, and has a permanent and a resettable (trip function) totalizers. The display can be programmed to show delivery in litres, quarts, pints and US gallons. The assembly is enclosed in TPE moulded shroud.

MODELS AND TECHNICAL DATA			
	366 000	366 010	366 020
Wetted parts	ALUMINIUM, LCP, AISI 316 stainless steel, NBR	PVC, LCP, AISI 316 stainless steel, Viton®	AISI 316 STAINLESS STEEL, LCP, Viton®
Applications	Medium pressure dispense of lubricants up to 5.000 mPa	Low pressure dispense of DEF / AdBlue®, windshield wash and antifreeze solutions	Medium pressure dispense of DEF / AdBlue®, windshield wash and antifreeze solutions
Connection threads	1/2" BSP (F)	1/2" BSP (F)	1/2" BSP (F)
Flow range	1 - 30 l/min	1 - 50 l/min	1 - 50 l/min
Pulses per litre	164 ppl	150 ppl	164 ppl
Accuracy	+/- 0.5 %	+/- 0.5 %	+/- 0.5 %
Maximum operating pressure	100 bar	30 bar	100 bar
Temperature range (fluid)	-10 °C to 60 °C	-10 °C to 60 °C	-10 °C to 70 °C
Calibration	Can be calibrated	Can be calibrated	Can be calibrated
Weight	0,53 kg	0,50 kg	0,85 kg



REGISTERED DESIGN

3/4" HIGH VOLUME IN-LINE METER C70, 80 L/MIN

366 060

Oval gear meter for use as in-line meters with oil or diesel. It can be wall mounted in the fluid line or at the pump outlet. Meter includes an electronic register controlled by wetted magnets and powered with two AAA alkaline batteries. It is shock proof and isolated from the fluid handled and the display is multi-function, showing the volume dispense per delivery and has a permanent and a resettable (trip function) totalizers. The display can be programmed to show delivery in litres, quarts, pints and US gallons. The assembly is enclosed in TPE moulded shroud. It can also be set to show the flow rate in units of measure per minute.

TECHNICAL DATA	
	366060
Wetted parts	ALUMINIUM, LCP, AISI 316 stainless steel, NBR
Applications	Medium pressure dispense of diesel and lubricants up to 5.000 mPa
Connection threads	3/4" BSP (F)
Flow range	8 - 80 l/min
Pulses per litre	109 ppl
Accuracy	+/- 0.5 %
Maximum operating pressure	100 bar
Temperature range (fluid)	-10 °C to 60 °C
Calibration	Can be calibrated
Weight	0,80 kg



REGISTERED DESIGN

OVAL GEAR IN LINE OIL METER WITH MECHANICAL DISPLAY

366 855

Oval gear meter with mechanical odometer style register for use with lubricants up to SAE 140. Resettable partial reading up to 999.9 litres and non-resettable totalizer. Meters are factory calibrated for maximum accuracy and include protective rubber shroud.

Maximum working pressure: 70 bar (1,000 psi). Oil flow range: 1 to 27 lpm (0.26 to 7.1 US gpm). Fluid inlet and outlet threads: 1/2" BSP (F). Rough TPE boot surrounds the entire meter for even greater durability. Accuracy: ±1%.

366 855 Oval gear in-line meter. With mechanical register in litres.

366 856 Oval gear in-line meter. With mechanical register in quarts / US gallons.



REGISTERED DESIGN

PULSE TRANSMITTERS

366 050 - 366 053 - 366 055

1/2" PULSE TRANSMITTERS, 30 - 50 L/MIN



REGISTERED DESIGN

Oval gear meters for use as in-line meters for oil, DEF / AdBlue®, windshield wash solution or anti-freeze solution lines depending on the meter wetted materials. They can be wall mounted in the fluid line or at the pump outlet.

Meters are shock proof and isolated from the fluid handled and the assembly is enclosed in a TPE moulded shroud.

Meter has a led light that indicates when the solenoid valve linked with the meter is open when used in an Inventory Management System.

MODELS AND TECHNICAL DATA			
	366 050	366 053	366 055
Wetted parts	ALUMINIUM , LCP, AISI 316 stainless steel, NBR	PVC , LCP, AISI 316 stainless steel, Viton®	AISI 316 STAINLESS STEEL , LCP, Viton®
Applications	Medium pressure dispense of lubricants up to 5.000 mPa	Low pressure dispense of DEF / AdBlue®, windshield wash and antifreeze solutions	Medium pressure dispense of DEF / AdBlue®, windshield wash and antifreeze solutions
Connection threads	1/2" BSP (F)	1/2" BSP (F)	1/2" BSP (F)
Flow range	1 - 30 l/min	1 - 50 l/min	1 - 50 l/min
Pulses per litre	328 ppl	320 ppl	320 ppl
Accuracy	+/- 0.5 %	+/- 0.5 %	+/- 0.5 %
Maximum operating pressure	100 bar	30 bar	100 bar
Temperature range (fluid)	-10 °C to 60 °C	-10 °C to 60 °C	-10 °C to 70 °C

05

VALUES AND METERS

366 057

3/4" HIGH VOLUME PULSE TRANSMITTER, 80 L/MIN



REGISTERED DESIGN

Oval gear meter for use as in-line meters for oil and diesel. It can be wall mounted in the fluid line or at the pump outlet. Double reed switch circuit board makes possible detecting when meter counts backwards.

Meters are shock proof and isolated from the fluid handled and the assembly is enclosed in a TPE moulded shroud.

Meter has a led light that indicates when the solenoid valve linked with the meter is open when used in an Inventory Management System.

MODELS AND TECHNICAL DATA	
	366 057
Wetted parts	ALUMINIUM , LCP, AISI 316 stainless steel, NBR
Applications	Medium pressure dispense of diesel and lubricants up to 5.000 mPa
Connection threads	3/4" BSP (F)
Flow range	8 - 80 l/min
Pulses per litre	109 ppl
Accuracy	+/- 0.5 %
Maximum operating pressure	100 bar
Temperature range (fluid)	-10 °C to 60 °C

365 300



PRESET DIGITAL METER

365 300 Preset digital meter

Oval gear hose end meter with preset function. Preset mode dispensing allows hands off operation as the meter automatically shuts off once the preset volume is delivered. Meter with digital display, works with four easy to replace 1,5 V AAA alkaline batteries. Includes inlet swivel and rigid outlet with non-drip nozzle.

365 575



HOSE END METER FOR WATER BASED FLUIDS

365 575 Hose end meter for water based fluids

Oval gear hose end meter with electronic display for measured delivery of windshield washer, coolant and antifreeze solutions. Display is powered with two easy to replace 1,5 V AAA alkaline batteries. Meter can measure in litres, quarts, pints and US gallons. The meter is flange coupled delivery gun 186 300. Fluid inlet: 1/2" BSP (F). Maximum flow: 30 l/min. Maximum working pressure: 30 bar. Operating temperature range: 10 to 60 °C (14 to 140 °F).

186 300



DELIVERY GUN FOR WATER BASED FLUIDS

186 300 Delivery gun for water based fluids

Delivery gun with reinforced polyamide body and stainless steel valve mechanism for use with fluids like windshield wash solutions, glycol solution (anti-freeze) and other water based solutions. Includes brass inlet swivel with 1/2" BSP (F) connection thread and flexible outlet with 90° angled nozzle with quarter turn opening / closing non-drip tip.

ACCESSORIES 1/2" CONNECTION THREAD OUTLETS

369 224



369 228



369 230



369 232



369 234



369 241



369 244

They fit all metered and non-metered oil guns EC30, PA40, MC30, MP30 and MC30 OG. Connection thread: 1/2" BSP (M). Non-drip tips are manufactured in brass.

369 224 Flexible outlet with automatic opening / closing non-drip tip.

369 228 Flexible outlet with 90° angled nozzle with quarter turn opening / closing non-drip tip.

369 230 Flexible outlet with 90° angled nozzle with automatic opening / closing non-drip tip.

369 232, 60° rigid outlet with quarter turn opening / closing non-drip tip.

369 234 Formable outlet with quarter turn opening / closing non-drip tip.

369 241 Formable outlet with quarter turn opening / closing narrow (Ø 8 mm) non-drip tip.

369 244 Rigid straight outlet with semiautomatic non-drip tip. For MP30 mechanical preset meter.

369 606 Pack of four color coded protectors. For mounting at the EC30 and MC30 OG meters and PA40 oil gun outlets.

369 606



369 236 - 369 237



ACCESSORIES 3/4" CONNECTION THREAD OUTLETS

They fit all EC70 and PA70 metered and non-metered guns. Connection thread: 3/4" BSP (M) and bonded washer seal.

369 236 Flexible outlet with semiautomatic non-drip tip.

369 237, 30° angled rigid outlet with semiautomatic non-drip tip.

413 077

415 002



GREASE CONTROL GUNS

413 077 Grease control gun

Grease control gun with rigid outlet with 3 jaw connector (PN 121 050).

413 080 Grease control gun with z-swivel

Grease control gun with z-swivel (PN 414 300), rigid outlet and 3 jaw connector assembly (PN 741 300).

413 081 Grease control gun

Grease control gun with 450 mm double steel braid reinforced rubber hose (PN 140 050) with 3 jaw connector (PN 121 050).

413 082 Grease control gun with z-swivel

Grease control gun with z-swivel (PN 414 300) and 450 mm double steel braid reinforced rubber hose (PN 140 050) with 3 jaw connector (PN 121 050).

ELECTRONIC-METERED GREASE CONTROL GUNS

415 002 High pressure grease electronic-metered control gun

Includes:

Double steel braid reinforce rubber hose (400 mm) with hydraulic grease connector and Z-swivel.

415 000 High pressure grease electronic-metered control gun

Includes:

Z-swivel, with no outlet accessories.

05

VALUES AND METERS

High pressure grease control guns with ergonomic body and trigger designed to reduce operator hand fatigue. Manufactured in aluminium with steel insert for high pressure. Maximum working pressure: 500 bar (7,150 psi). Inlet thread: 1/4" BSP (F). Outlet thread: 1/8" BSP (F).

414 300 - 414 100



GREASE CONTROL GUN SWIVELS

Equipped with ball bearings for easy articulation even at high pressure. For best results, use a straight swivel between the pump and distribution hose and Z swivel between the hose and grease control gun. Maximum working pressure: 500 bar (7,150 psi).

414 100 Straight grease swivel. 1/4" BSP (MF).

414 200 "L" grease swivel. 1/4" BSP (MF).

414 300 "Z" grease swivel. 1/4" BSP (MF).

140 050 - 741 300



GREASE CONTROL GUN OUTLETS

741 306 Rigid outlet with hydraulic grease connector.

741 300 Rigid outlet with 3 jaw hydraulic grease connector (121 050).

140 050 Double steel braid reinforced grease hose, 450 mm.

741 304 Rigid outlet.

411 100



OVAL GEAR IN LINE GREASE METER WITH ELECTRONIC DIGITAL DISPLAY

411 100 In line grease meter

High pressure oval gear meter with digital display. Batch display in grams (up to 9999 g) and permanent totalizer in kilograms (up to 999999 kg).

Works with two 1,5 V AAA alkaline batteries. Maximum pressure: 500 bar (7,140 psi).

Maximum flow range: up to 1 kg/min (2.2 lb/min).

Accuracy: ± 3,0 %. Inlet and outlet connections: 1/8" BSP (F).

OIL BARS, SPIGOT VALVES AND OTHER FLUID DISPENSE GUNS

361 200 - 361 100



OIL BAR AND SPIGOT VALVE

361 200 Oil bar

Oil bar to dispense up to four products. Delivered with one outlet, up to three additional outlets can be mounted.

361 110 Additional outlet for oil bars

366 550 In-line meter kit for oil bars

361 100 Oil spigot valve

For connecting to pumps outlet. Connection thread 3/4" BSP (M).

186 000 - 185 001 - 186 010



WATER GUNS

For use only with water and antifreeze solutions.

186 000 Water gun

Maximum working pressure 10 bar, connection thread 1/4" BSP (F).

186 010 Water bib

Maximum working pressure 10 bar, connection thread 1/4" BSP (F).

185 001 Wash gun

Maximum working pressure 30 bar, connection thread 1/2" BSP (F).

187 000 - 187 001



SPRAY GUNS

187 000 Spray gun

Min. - max. pressure: 3 to 10 bar, connection thread 1/4" BSP (F). Aluminium gun body and 1 litre aluminium container.

187 001 Spray gun

Min. - max. pressure: 3 to 10 bar, connection thread 1/4" BSP (F). Aluminium gun body, metal outlet and 1 litre plastic container.

184 000 Spray gun

Min. - max. pressure: 4 to 10 bar, connection thread 1/4" BSP (F). Plastic gun body, metal outlet and 0.75 litre plastic container.

184 050 Spray gun

Min. - max. pressure: 4 to 10 bar, connection thread 1/4" BSP (F). Plastic gun body, plastic outlet and 0,75 litre plastic container.

188 000 - 188 100



INDUSTRIAL QUALITY BLOW GUNS

Aluminium blow guns with anti-slide grip. High air flow and wide range of accessories. Maximum minimum pressure: 3 to 8 bar, connection thread: 1/4" BSP (F). Includes extra-quite nozzle.

188 000 Heavy Duty blow gun

188 100 Compact blow gun

Blow guns accessories:

180 801 High flow nozzle

180 802 Extra-quite nozzle (standard in Industrial Quality blow guns).

180 803 Anti splash protection

180 800, 150 mm extension tube

Two or more tubes can be combined for getting an extra large tube.

184 200 - 184 201



THERMOPLASTIC BLOW GUNS

184 200 Thermoplastic blow gun

1/4" BSP (F).

184 201 Thermoplastic blow gun with flow regulator

1/4" BSP (F).

199 800



TIRE INFLATOR GUNS

195 100 Approved tire inflator

Tire inflator approved following 86 / 217 CEE directive. 500 mm rubber hose with connecting clip.

Connection thread: 1/4" BSP (F).

199 800 Standard tire inflator

650 mm rubber hose with connecting clip.

Connection thread: 1/4" BSP (F).

06 FLUID MANAGEMENT SYSTEM

NEX-U.® NEW GENERATION FLUID MANAGEMENT SYSTEM.	92
NEX-U.® CONNECTABILITY	98





NEX-U®

FLUID MANAGEMENT SYSTEM

06
MANAGEMENT
SYSTEMS

THE GOOD HAS JUST GOTTEN BETTER

After years of field proven reliable performance with the AMS system, SAMOA is proud to introduce NEX-U® Fluid Management System. NEX-U® is a hybrid system that combines wireless flexibility with hard wired reliability.

WIRELESS FLEXIBILITY

- Data can be transmitted wirelessly among the different system components, avoiding long and expensive cable runs.
- Easy to add new components as required as your maintenance needs grow.
- System uses existing Wi-Fi® networks, simplifying its installation. No need for special, custom made, network components.

HARD WIRED RELIABILITY

- Constant and reliable power source always present for reliable energizing of solenoid valves.
- No empty batteries to let you down.
- Hard-wired data transmission to avoid interferences and other obstacles which can make difficult wireless data transmission.

NEX-U® has been conceived with the user in mind, making fluid management and fluid inventory control an easy, trouble free activity. NEX-U® contributes to increase maintenance operations profitability and productivity:

- Provides total control and record of each and every fluid dispense.
- Secures access to fluids only to authorized technicians.
- Provides accurate, real time fluid inventory information.

NEXUS + YOU = NEX-U®



NEX-U® name combines the Latin word "NEXUS", which means connection, with "U" (You), the system User, the Human.

CENTRAL PROCESSING UNIT

U-net

U-net

U-net is the key NEX-U.® component. Using a powerful 2,4 Ghz processor, 4 Gb RAM and with 64 Gb storage capacity, it controls all the system functions and manages the wired and wireless communication among the NEX-U.® components.

U-net also includes the U-track software. U-track can be available through an existing or a new network and in any licensed terminal. It can also be available as a stand alone system, with access through the U-dat keypads.

U-net has the following communication parts.

- USB and RS232 for connecting peripheral accessories (ticket printer, RFID card reader, etc.).
- Ethernet port, to connect NEX-U.® to the workshop network using a router or a PC.
- Can-Bus in and out parts; for Hard-wired connection with other system components.



PC SOFTWARE

U-track

U-track

A powerful software package that gives you full control of fluid usage and inventory. It is a web based software that allows multiuser applications. All PCs or tablets under the same network can have access to U-track (multiple user licenses required). U-track can work using Windows or Linux operating systems.

U-track allows a simple, intuitive, system set-up and simplifies regular maintenance tasks like adding and deleting users, keeping fluid inventory and generating powerful reports. Thanks to U-track you will be able to:

- Simple and intuitive system set-up
- Simplified system maintenance (manage users, fluid inventory, etc.).
- Manage all the system hard-wired and wireless communication.
- Generate a wide variety of reports, which can be easily exported in Excel format.
- Record and manage Validated Preset Transactions (required for operating with U-Vision+)
- Transform any PC or any other terminal device in the workshop in a NEX-U.® virtual keypad (multiple user licenses required).

U-track also contributes to increase your operations efficiency and profitability:

- Keeps control of every drop of fluid dispensed in the system.
- Improves inventory accuracy, generating automatic warnings and email notifications for reordering and critical predefined inventory levels.
- Generates a variety of reports, to help you to track dispense information such as date and time, technician, work order, fluid dispensed, volume delivered, etc.

U-track makes also possible communicating with most workshop DMS systems.

U-track can operate using a PC connected to U-net and within a Wi-Fi® network, or as a stand alone component. In this case, access to U-track is done using the U-dat keypad.



SYSTEM ACCESS KEYPAD. CONTROL HANDLE WITH A DISPLAY AND ACCESS KEYPAD

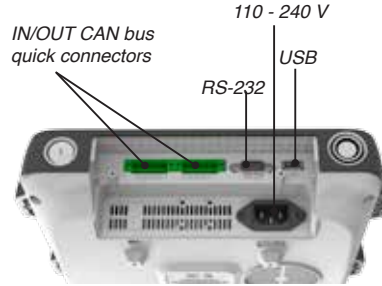
Udat

SYSTEM ACCESS KEYPAD



System Access Keypad includes a 7" full color graphics display and a complete QWERTY keypad. U-dat allows system access to technicians either through a PIN code or using a RFID card.

U-dat supports Can-bus cable communications, that transmits data and the power to open the solenoid valves in the system. Cabling is easy using "plug-and-play" type connectors. U-dat includes the transformer required to simultaneously open up to 8 solenoid valves. U-dat also supports Wi-Fi® data communication with other system components. U-dat requires 110 - 240 V power supply.



*U-dat connection panel.
All wired connections can be done fast and easy without requiring to open U-dat.*

Uvision+

CONTROL HANDLE WITH A DISPLAY AND ACCESS KEYPAD



U-vision+

The backlight display is connected using Bluetooth® with a U-valve, U-meter+ or U-count module and it displays the following parameters:

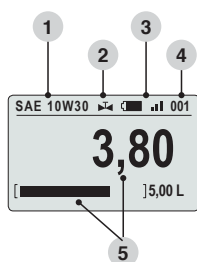
- Hose reel (fluid outlet number and fluid dispensed type).
- Battery life and Bluetooth® signal strength.
- Volume delivered and operation progress.
- U-valve solenoid valve open or closed.

U-vision+ includes a six-buttons keypad and it can replace the U-dat keypad for data entry in the system as it allows the following operations:

- User PIN enter.
- Scroll through existing open job orders to select the one corresponding to each operation.
- Enter the volume of fluid to be dispensed.
- Confirm fluid type and transaction.



U-vision+ is powered with 4 AA 1,5 V alkaline batteries.



- 1 Fluid dispensed type.
- 2 Solenoid valve open or close.
- 3 Battery life and Bluetooth® signal.
- 4 Hose reel / fluid outlet number.
- 5 Volume delivered and operation progress.

NEX·U.® offers multiple options for controlling fluids flow. All of them are based in a pulse meter and a 24 DC solenoid valve using a constant and reliable power source for dependable and accurate flow control. All NEX·U.® flow meters include a double reed switch. This allows detecting changes in the flow direction.

FLOW VALVE Uvalve Uvalve+

U-valve combines in a compact unit a high accuracy pulse meter, a solenoid valve and a large and cleanable fluid screen filter with the electronics required to control the meter and valve operation and to communicate with other system components. Reduces installation time and eliminates the risk of leak when using separate components. It has a large, high visibility LED display showing the U-valve number assigned in the system, four colored LED lights that show the U-valve operation for diagnosis and two buttons for system configuration. U-valve supports Can-bus cable communication that transmits data and the electric power required to open the solenoid valve. It also supports Bluetooth® communications for connecting with a U-vision or a U-vision+ fluid handle with display. Requires 24 V DC supplied by a U-dat or a U-power module.

U-valve+
Same as the U-valve it also supports Wi-Fi® to communicate with other system components.

U-valve and U-valve+ wired connections use fast connection in/out Can-bus terminals.



Component	Pulse meter	Solenoid valve	Communication module	Bluetooth®	Wi-Fi®	Materials and Inlet / outlet ports available
U-valve	Yes	Yes	Yes	Yes	-	Aluminum 1/2"
U-valve+	Yes	Yes	Yes	Yes	Yes	

FLOW METER Umeter Umeter+

U-meter
High accuracy pulse meter that includes, in a compact unit, the electronics required to control the meter and valve operation and communication with other system components through a Can-bus connection. It has an LED display showing the U-meter number assigned in the system, four colored LED lights that show the U-meter operation for diagnosis and two buttons for system configuration. Equipped with fast connection in/out Can-bus terminals. Available in different materials and sizes to match different applications. Only for connection with U-dat, an adjacent U-meter, U-valve or U-valve+. Requires a 24 V DC solenoid valve (U-dat or U-power).

U-meter+
Same as the U-meter, it also supports Bluetooth® communication for connecting it to a U-vision or U-vision+ delivery handle.

Component	Pulse meter	Solenoid valve	Communication module	Bluetooth®	Wi-Fi®	Materials and Inlet / outlet ports available
U-meter	Yes	-	Yes	-	-	Aluminum 1/2" and 3/4"
U-meter+	Yes	-	Yes	Yes	-	PVC & SS 1/2"



U-meter in stainless steel (windshield wash, DEF, antifreeze).



U-meter+ in aluminum (lubricants, antifreeze solutions).

Upulser Upulser+ PULSE METER



3/4" aluminum. U-pulser for high volume lubricants and diesel.



1/2" aluminum. U-pulser+

U-pulser

High accuracy line pulse meter. Equipped with connection terminal and valve open indication light. Only for connection to a U-count module. This meter does not have a display or function buttons. Available in different materials and sizes to match different applications. Requires a 24 V DC solenoid valve.

U-pulser+

High accuracy line pulse meter module combined with a 24 V solenoid valve to start and stop fluid flow and an inlet filter screen. Reduces installation time and eliminates the risk of leak when using separate components. Equipped with fast connection in/out Can-bus terminals. Only for connection to a U-count module. This meter does not have a display or function buttons.

Component	Pulse meter	Solenoid valve	Communication module	Bluetooth®	Wi-Fi®	Materials and Inlet / outlet ports available
U-pulser	Yes	-	-	-	-	Aluminum 1/2" and 3/4" PVC & SS 1/2"
U-pulser+	Yes	Yes	-	-	-	Aluminum 1/2"

Ucount+ FLUID CONTROL MODULE



Stainless steel U-pulser and solenoid valve controlled using a U-count+ module.

U-count+

Fluid control module that includes a high visibility LED display and the software required for controlling any U-pulser or U-pulser+ and solenoid valve combination with the rest of the NEX-U.® system components. The LED display shows the U-valve number assigned in the system and four colored LED lights show the operation of the valve for diagnosis and two buttons for system configuration. U-count supports Can-bus hard wired communication that transmits data and power required to open the solenoid valve, Wi-Fi® for data communication with other system components and Bluetooth® to communicate with a U-Vision or U-Vision+ handle.

Component	Pulse meter	Solenoid valve	Communication module	Bluetooth®	Wi-Fi®	Materials and Inlet / outlet ports available
U-count+	-	-	Yes	Yes	Yes	N/A

NEX-U ACCESSORIES



Air solenoid valve to control air supply to the pump.



U-pulser with solenoid valve and y-strainer assembly for lubricants.

Solenoid valves

NEX-U.® requires 24 V DC, normally closed solenoid valves to operate. U-valve, U-valve+ and U-pulser+ include a solenoid valve. For other metering elements, a solenoid valve compatible with the fluid and the application requirements must be used. SAMOA offers a complete offering of solenoid valves in different materials and sizes to meet your demands.

U-power

Supply module for energizing solenoid valves when a U-dat keypad is not used. 110- 240 V AC input; 24 V DC output. Two models available:

U-power (75 w) can be used to energize a maximum of 2 solenoid valves.

U-power+ can (300 w) be used to energize a maximum of 8 solenoid valves.

REMOTE LED DISPLAY

Uview

U-view

Is a remote, high visibility, LED display that shows the volume delivered through various U-valves (no simultaneous operation supported). U-view supports Wi-Fi® and hard wired communication. U-view requires hard-wired connection (data and power) to a U-dat keypad or to a 110 - 240 V AC power supply using a 24 V DC external transformer.



CONTROL HANDLE WITH BACKLIGHT DISPLAY

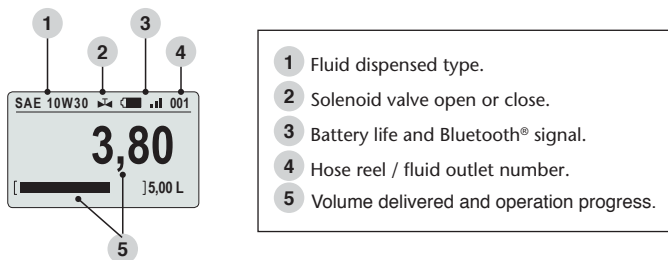
Uvision

U-vision

Is a control handle with backlight display. It is connected to a U-valve, U-meter+ or U-count by Bluetooth®.

U-vision displays the hose reel (fluid outlet) number, the type of fluid delivered, the battery life and Bluetooth® signal strength, the solenoid valve (open or closed) status, the volume delivered and delivery progress.

U-vision is powered with 4 AA 1,5 V alkaline batteries.



TANK LEVEL MONITOR MODULE

Utank

Tank level monitor module to control two tanks. When mounted in a NEX-U.® system it keeps real time inventory and increases operation safety preventing air entering into pumps when the tank is empty and overflow during clean oil delivery and in waste oil storage tanks. It can also be used to control the general air supply to the pumps.

U-tank has two independent graphic displays and level bars, each of them shows the inventory available in each tank. It also has a set-up keypad for inventory adjustment if required⁽¹⁾.

The number of input and output ports are:

- One analogical input per tank for a probe (pressure or ultrasonic probe) with 4-20 mA or 0-10V
- Three digital inputs per tank for a low, intermediate or high level probe⁽¹⁾.
- One output per tank for a solenoid valve to control air supply to each pump.
- One output per tank for an electro-pneumatic valve to prevent tank overflow
- One output for controlling an air solenoid valve to stop the air supply to all pumps during the time the workshop is closed.

U-tank supports Can-bus wired and Wi-Fi® wireless communication with other NEX-U.® system components. It requires a 110 -240 V AC supply.

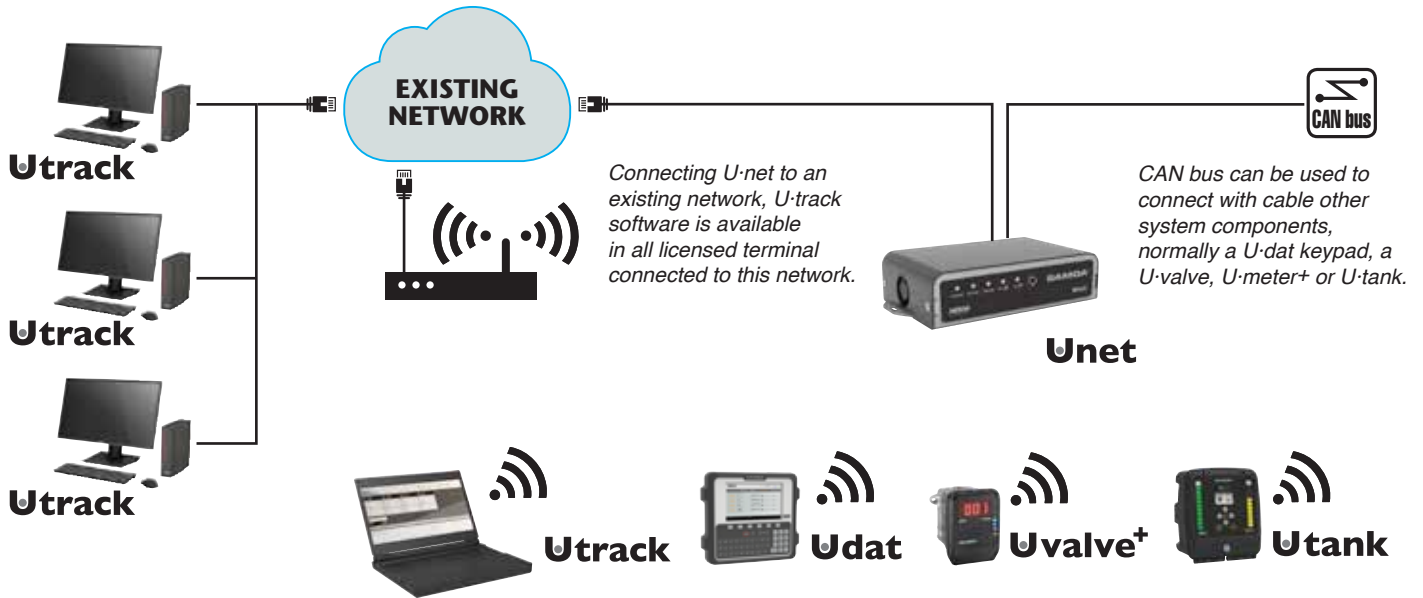


⁽¹⁾ The use of digital probes does not allow real time inventory monitoring. NEX-U.® will use declining balance for inventory control and will require manual inventory adjustment.

There are two possibilities of creating a wireless network:

- Using an existing Wi-Fi® network. Requires access to an existing network wireless credentials.
 - Creating a dedicated Wi-Fi® network. New wireless credentials are created for this network.
- In both cases IP addresses, network and default gateway, are required. The key component is U-net.

USING AN EXISTING NETWORK

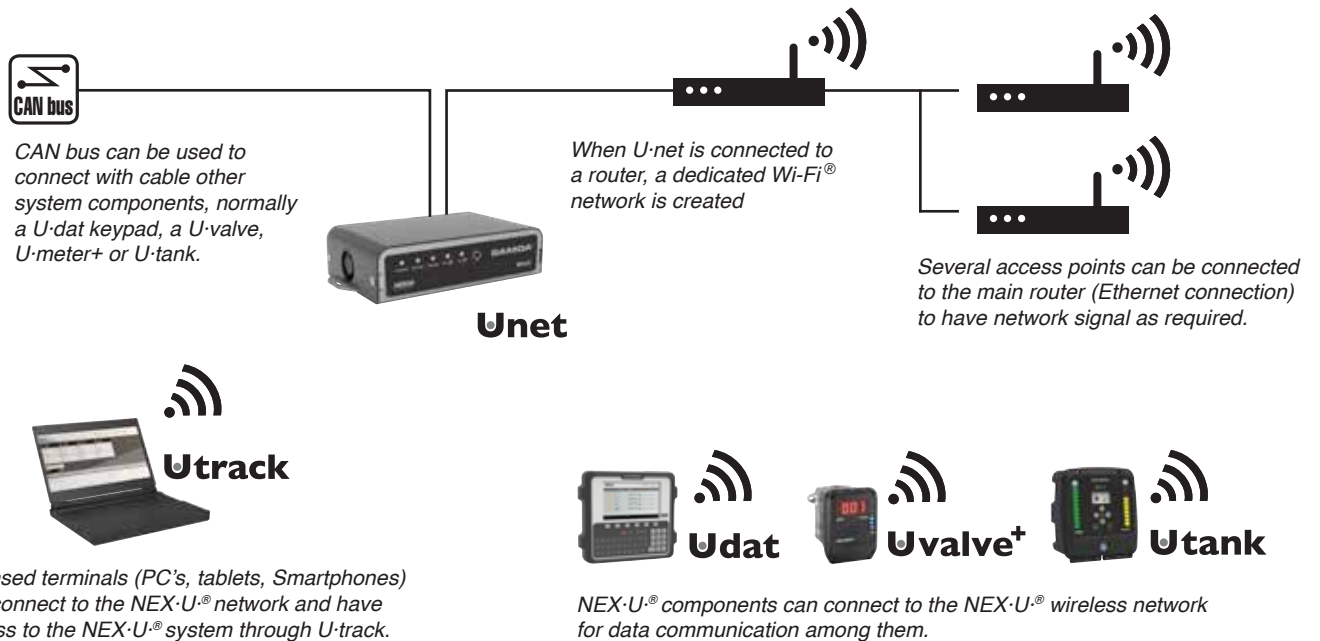


If the network uses Wi-Fi®, NEX-U® components with Wi-Fi® can connect to the network via Wi-Fi®. Additionally, other licensed terminals (Laptops, tablets, Smartphones) can have access to U-track.

CREATING A NEW NETWORK

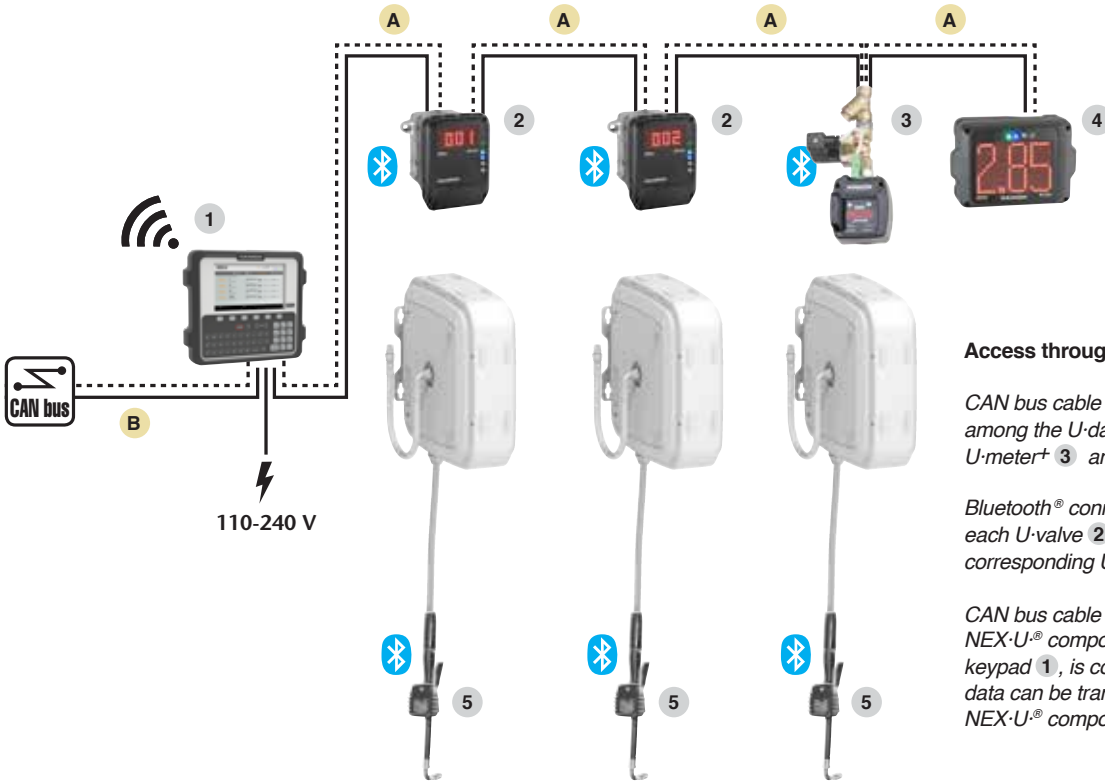
06

MANAGEMENT SYSTEMS



NEX-U.® provides maximum flexibility in the way the user interacts with the system, the most effective connection method and enhanced reporting capability.

ACCESS THROUGH U-DAT



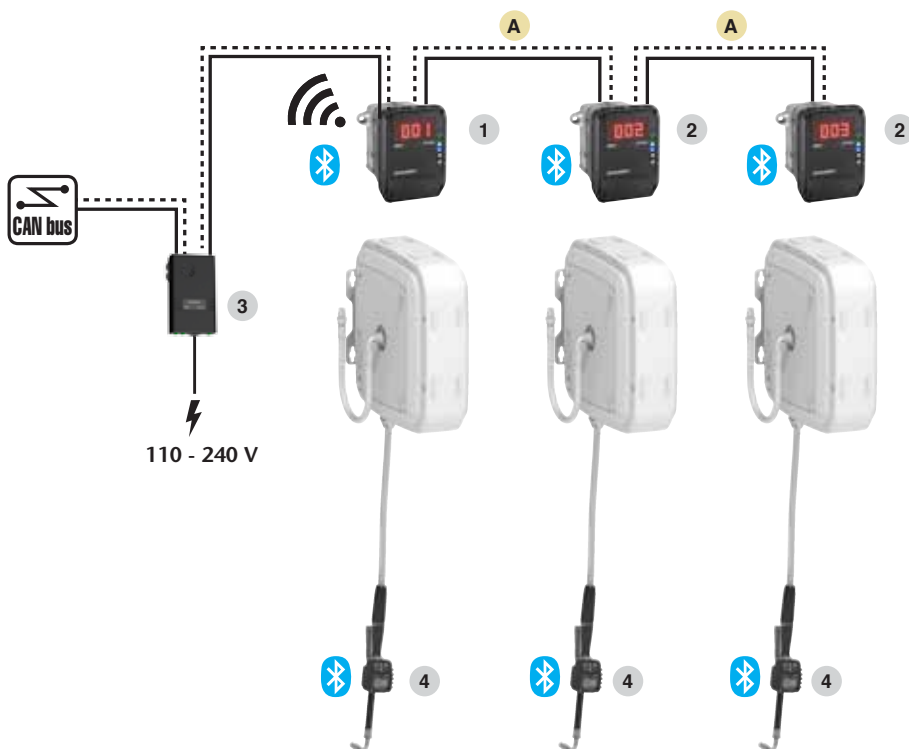
Access through U-dat

CAN bus cable **A**, transmits power and data among the U-dat keypad **1**, the U-valves **2**, the U-meter+ **3** and the U-view remote display **4**.

Bluetooth® connection is used to communicate each U-valve **2** and U-meter+ **3** with its corresponding U-vision **5** hand held display.

CAN bus cable **B** communicates with other NEX-U.® components. Alternatively, and if the keypad **1**, is connected to the wireless network, data can be transmitted wireless by to other NEX-U.® components.

ACCESS THROUGH U-VISION+



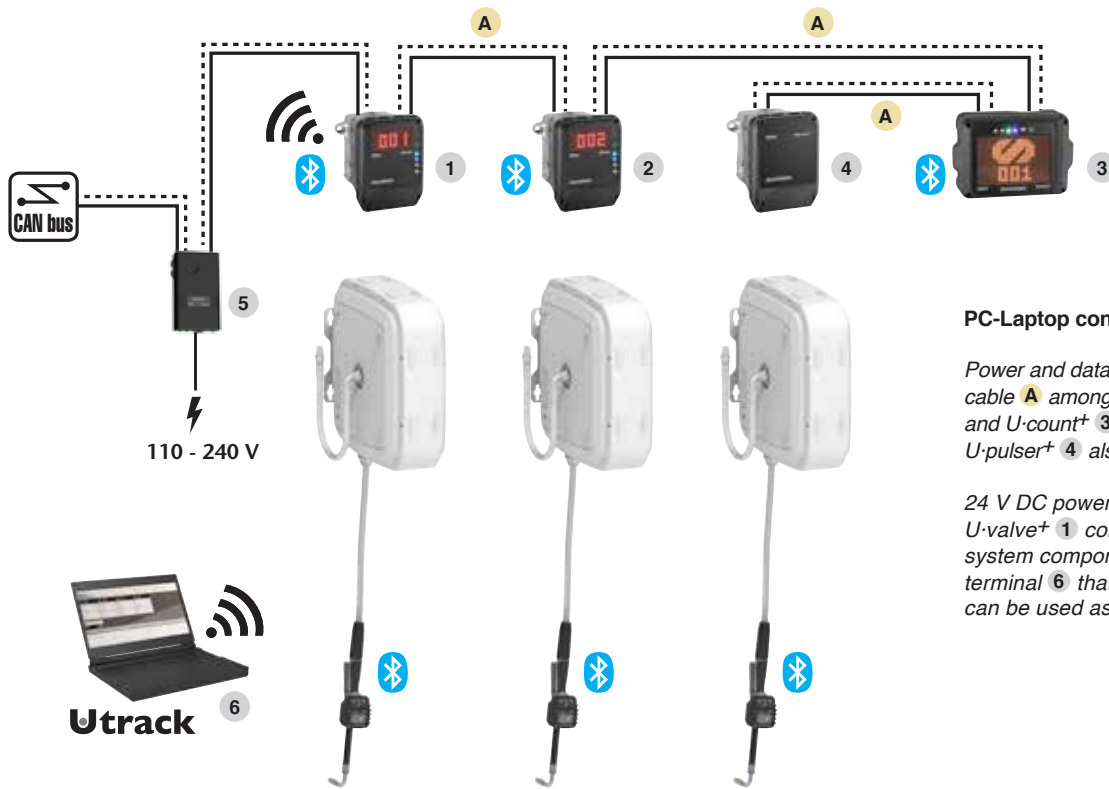
Access through U-vision+

Power and Data are transmitted using CAN bus cable **A** among the U-valve+ **1** and the other U-valves **2**. Power to energize the solenoid valves is applied by the U-power **3**, connected to U-valve+ **1**.

Each U-valve+ **1** and U-valve **2** is connected to its corresponding U-vision+ **4**, hand-held display and systems access Keypad.

Wireless data transmission is done by U-valve+ **1**.

PC - LAPTOP CONNECTION



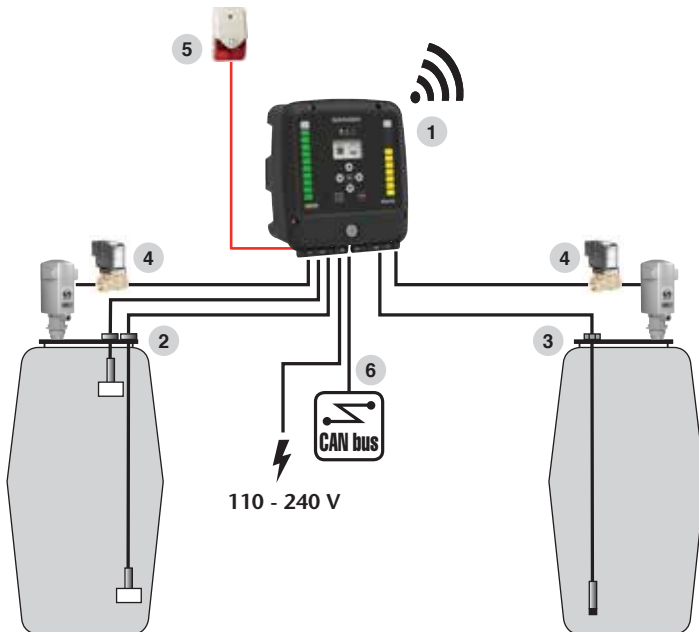
PC-Laptop connection

Power and data are transmitted using CAN bus cable **A** among the U-valve+ **1**, U-valve+ **2** and U-count+ **3**. U-count+ **3** is connected to U-pulser+ **4** also using CAN bus connection.

24 V DC power is supplied by U-power **5** to U-valve+ **1** connects using Wi-Fi® with all system components, including any licensed terminal **6** that is connected to U-track and can be used as a virtual access keypad.

TANK MONITORING

CAN BUS FAST CONNECTION



U-dat, U-valve, U-meter, U-count, U-tank and U-net use in/out CAN bus fast connectors that make cabling easier, faster and prevent disconnections.

Tank monitoring

U-tank **1** can monitor up to two tanks. Each tank can be fitted with low and high level sensors **2** or with a pressure gauge **3** for real time control of the inventory in the tank. U-tank **1** can also control pump operation opening or closing an air solenoid valve **4** that prevents pump running dry or air entering the oil distribution lines if there is no oil in the tanks.

U-tank **1** can also control a remote flash light or siren **5** to announce when any tank is empty. U-tank **1** can communicate with other NEX-U.® elements using Wi-Fi® or through CAN bus **6** wired connection.

07 WASTE OIL EQUIPMENT

USED FLUID COLLECTION UNITS	102
WASTE OIL SUCTION AND GRAVITY RECEIVERS, 100 AND 70 LITRES	103
WASTE OIL DRAIN UNITS / SPECIALTY DRAINERS	104
WASTE OIL EVACUATION PUMP KITS	105
EVACUMASTER WASTE OIL SUCTION UNIT	106
WASTE OIL EQUIPMENT ACCESSORIES	107





USED FLUID COLLECTION UNITS

Mobile units designed for the collection of used fluids like motor oil, gear oil, antifreeze and coolant fluids as well as other no aggressive A-III class automotive fluids.

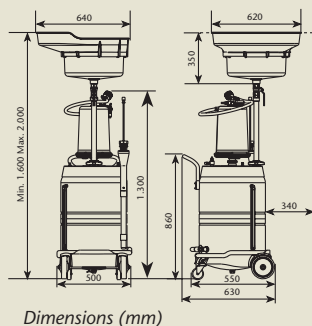
Models for gravity collection are fitted with a telescopic bowl and they can be used under vehicle hoists or inside lubrication pits for collection of the used fluid.

Models fitted with a pneumatic vacuum pump can be used for extracting waste oil through the vehicle motor oil dipstick tube using an adequate adaptor or suction cane. The pneumatic suction pump has no moving, no wear parts, and can achieve up to 80% vacuum. Suction units include a complete set of suction canes and adaptors.

Once full, the reservoir can be discharged either using a remote pump through a hydraulic type connector fitted to the bottom of the unit, with a piston pump attached to the unit or pressurizing the unit reservoir at 0,5 bar (3.5 psi) maximum with a tire inflator.

100
LITRES

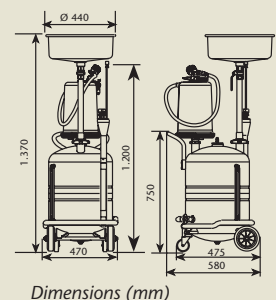
COMMON FEATURES



- 100 litres (26 gallons) capacity steel reservoir, with side level gauge.
- Tray for tools, washers, plugs, etc. on top of the reservoir.
- One piece molded spoiler for securing the discharge hose in pressure discharge models.
- Two reinforced casters and two reinforced fixed wheels.
- Steel tank with epoxy powder coating.
- Models for gravity collection include a telescopic collection bowl, with an oversized 360° positionable composite extension for wider reach, and an anti splash grid that can hold used filters for draining.

70
LITRES

COMMON FEATURES



- 70 litres (17 gallons) capacity steel reservoir, with side level gauge.
- Two reinforced casters and two reinforced fixed wheels
- Steel tank with epoxy powder coating.

WASTE OIL SUCTION AND GRAVITY RECEIVERS, 100 AND 70 LITRES

USED FLUID COLLECTION UNITS - SUCTION COLLECTION



Combined waste oil suction and gravity collection units, with transparent chamber. Units with a 10 litres transparent chamber that can be used as a vacuum reservoir and allows an immediate inspection of the extracted waste oil. They can be used remotely once vacuum is created inside the steel reservoir. Discharge through a 1,5 m discharge hose pressurizing the unit. Includes safety valve to avoid over pressurization.

372 000, 100 litres combined waste oil suction and gravity collection unit, with transparent chamber

373 000, 70 litres combined waste oil suction and gravity collection unit, with transparent chamber

Combined waste oil suction and gravity collection units. They can be used remotely once vacuum is created inside the steel reservoir. Discharge is done through a 1,5 m discharge hose pressurizing the unit. Includes safety valve to avoid over pressurization.

372 500, 100 litres combined waste oil suction and gravity collection unit

373 500, 70 litres combined waste oil suction and gravity collection unit



Waste oil suction collection units with transparent chamber. Units include a 10 litres transparent chamber that can be used as a vacuum reservoir and allows an immediate inspection of the extracted waste oil. They can be used remotely once vacuum is created inside the steel reservoir. Discharge through a 1,5 m discharge hose pressurizing the unit. Includes safety valve to avoid over pressurization.

372 100, 100 litres waste oil suction collection unit with transparent chamber

373 100, 70 litres waste oil suction collection unit with transparent chamber



Waste oil suction collection units. They can be used remotely once vacuum is created inside their steel reservoir. Discharge through a 1,5 m discharge hose pressurizing the unit (except model 371 600). Includes safety valve to avoid over pressurization.

372 600, 100 litres waste oil suction collection unit

373 600, 70 litres waste oil suction collection unit

371 600, 24 litres waste oil suction collection unit

DRAIN UNITS - GRAVITY COLLECTION



Gravity collection with pressure discharge. Discharge is done through a 1,5 m hose pressurizing the unit at 0,5 bar (3.5 psi). Includes a safety valve to avoid over pressurization.

372 400, 100 litres gravity waste oil drainer. Pressure discharge

373 400, 70 litres gravity waste oil drainer. Pressure discharge

Gravity collection with pump discharge. Discharge is done through a 1:1 pressure ratio pneumatic piston pump attached to the back of the unit reservoir and 1,5 m hose with a hydraulic type coupler.

372 200, 100 litres gravity waste oil drainer. Pump discharge

373 200, 70 litres gravity waste oil drainer. Pump discharge

Gravity collection with remote pump discharge. Discharge is done connecting the unit to a wall mounted discharge pump kit through a hydraulic coupler located at the bottom of the reservoir.

372 300, 100 litres gravity waste oil drainer. Remote pump discharge

373 300, 70 litres gravity waste oil drainer. Remote pump discharge

USED FLUID COLLECTION UNITS - SPECIALTY DRAINERS

436 100



Low level mobile drainers for gravity collection of waste oil and used antifreeze solutions. Recommended to use when a hoist or a service pit is not available. Gravity discharge using an evacuation pump kit (PN 559 100) through a dry break hydraulic connector (PN 950 352, not included).

435 000 Low level mobile drainer, 20 litres
20 litres (5.2 US gallons)

436 000 Low level mobile drainer, 95 litres
95 litres (25 US gallons)

436 100 Anti-freeze recovery unit

Low level drainer 436 000 equipped with a DF50 diaphragm pump. Thanks to the diaphragm pump and the delivery gun is possible to reuse the antifreeze.

437 300



437 300 Motor Bike waste oil drainer, 35 litres

Unit with low profile pivoting bowl for gravity collection from motorbikes on service lifts. Air pressure discharge. The discharge hose also serves as level gauge. Includes a safety valve and an air pressure regulator, factory set to guarantee a low pressure and safe discharge of the unit. Maximum/minimum height of the top edge of the bowl: 1.000 / 700 m.

439 100



439 100 Pit rolling drainer, 95 Litres

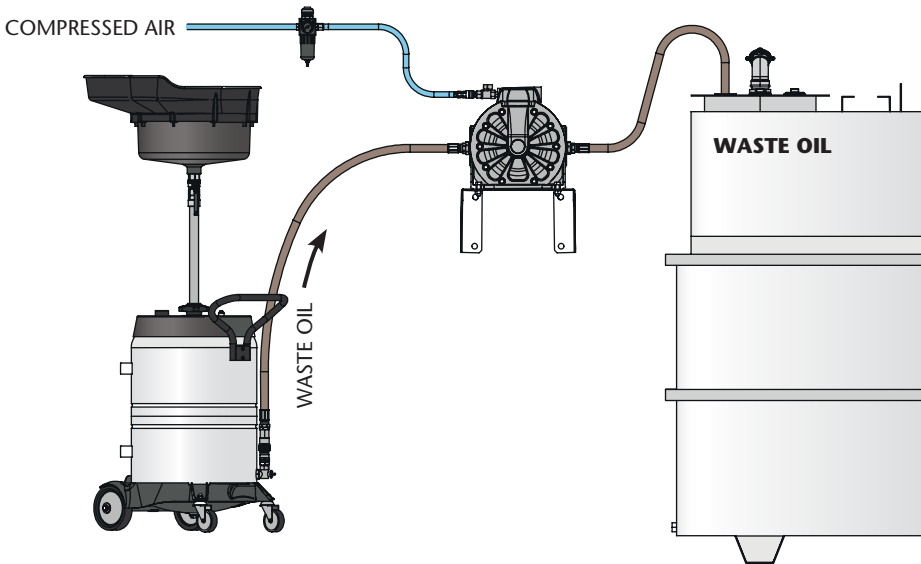
Rolling drainer for being installed between pit rails with minimum / maximum width of 1.040 / 1.450 mm. 95 litres (25 US gallons) capacity. Unit includes antispash grid, four vertical and four horizontal rollers for easy rolling and an 1-1/4" outlet with ball valve. The unit allows the connection of a hydraulic connector for discharging with a discharge pump kit.

559 101 Waste oil evacuation pump kit Special DF100 double diaphragm pump kit for discharging waste oil drainers through a hydraulic coupler. Kit includes: DF100 double diaphragm pump (551 030: improved suction performance, NBR diaphragms) with wall bracket, 1,5 m air connection hose with quick coupler and connector, 1,5 m discharge hose and 1,5 m transparent suction hose with hydraulic connector 950 352.

559 501 Waste oil evacuation pump kit
Same as model 559 101, includes DP200 diaphragm pump 555 030.

Recommended accessories:

- 950 303**, 3/4" BSP (FF) shut off valve.
- 950 353**, 3/4" hydraulic coupler.
- 240 500**, Air line filter and pressure regulator.
- 239 001**, 3/8" BSPT (M) x 1/4" BSPT (M) adaptor.
- 945 551**, 3/4" BSP (MM) adaptor.



559 111 Waste oil drain and evacuation kit for construction and mining vehicles
15 m x 1" high volume hose reel with its inlet hose connected to a special DF100 double diaphragm pump. The kit is used for clean, fast and efficient waste oil evacuation from large construction and mining vehicles when connected to the vehicle's engine with a connector compatible with the one at the vehicle drain plug (camlock or hydraulic coupler). The kit includes a 15 m x 1" hose reel, a DF100 aluminium diaphragm pump (551 030: improved suction performance, NBR diaphragms), 1.5 x 3/4" discharge hose and 1,5 m air connection hose with quick coupler and connector.

Recommended accessories:

- 950 303**, 3/4" BSP (FF) shut off valve.
- 950 353**, 3/4" hydraulic coupler.
- 240 500**, air line filter and pressure regulator.
- 239 001**, 3/8" BSPT (M) x 1/4" BSPT (M) adaptor.
- 945 551**, 3/4" BSP (MM) adaptor.



379 710

EVACUMASTER WASTE OIL SUCTION UNIT



Single point waste oil suction unit for collecting waste oil directly from the vehicle's engine using a suction cane inserted into the engine oil dip stick tube. The unit is installed alongside the service bay and provides the cleanest method for waste oil collection.

Direct from engine to storage tank eliminates operator contact with waste oil and eliminates splashes and spills of waste oil. It also eliminates the use of mobile units and removes all leaking drain plugs issues.

An air operated pump, specially designed for suction applications, extracts the waste oil and pumps it to a remote storage tank. The unit can be used together with a waste oil hose reel (506 503 or 507 503) for extended reach.

The unit includes a special piston pump for waste oil suction, on/off valve, air filter with pressure regulator, vacuum gauge for monitoring the unit performance, extra large capacity suction filter, 3 m suction hose and complete kit of suction canes and adaptors.

379 711 Wall mounted waste oil suction unit
379 710 Pedestal mounted waste oil suction unit

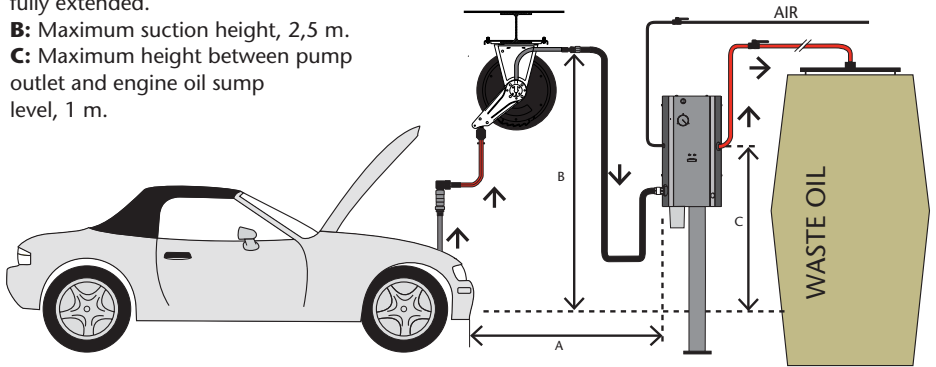
TYPICAL INSTALLATION

Maximum installation distances:

A: Maximum distance 8 m, including hose reel hose fully extended.

B: Maximum suction height, 2,5 m.

C: Maximum height between pump outlet and engine oil sump level, 1 m.



WASTE OIL SUCTION HOSE REELS

507 503

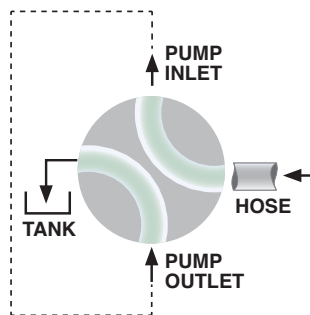


506 503

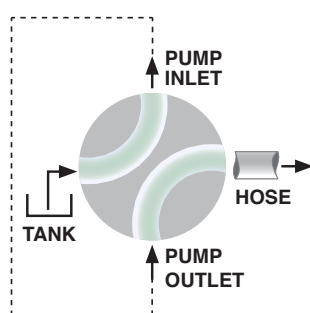


FOUR-WAY EVACUATION VALVE

FILL TANK POSITION



EMPTY TANK POSITION



361 300

361 300 Four-way evacuation valve.

It simplifies plumbing and allows the use of one pump to pull and push waste fluids on / off their storage tank with the swing of a handle.

The valve is manufactured in anodized aluminum and acetal and it has 1" BSP (F) connection threads.

- Lube trucks
- Construction and mining
- Manufacturing facilities.

For use with EVACUMASTER units.

506 503 Aluminium single arm waste oil hose reel

Includes 6 m x 5/8" suction hose and 0,8 m x 5/8" connection hose.

507 503 Individually enclosed waste oil hose reel

Includes 6 m x 5/8" suction hose and 0,8 m x 5/8" connection hose.

WASTE OIL SUCTION ACCESSORIES

372 003

372 003 Transparent chamber kit

10 l transparent chamber, mounts on 70 and 100 litres waste oil suction units. Complete with vacuum pump, vacuum gauge and 2 m suction hose with rubber grip and connector for Mercedes Benz vehicles.

737 967 Suction hose kit

2 m transparent suction hose with rubber grip, shut-off valve and connector for Mercedes Benz vehicles.



WASTE OIL COLLECTION BOWLS

372 002 / 743 305

372 002 Collection bowl for 100 litres waste oil receivers

Includes 20 l metal bowl, oversized extension and anti-splash grid, tube, shut-off valve, swivel and adapter for fixing the tube to receivers.

373 002 Collection bowl for 100 litres waste oil receivers

Includes 20 l metal bowl, tube, shut-off valve, swivel and adapter for fixing the tube to receivers.

743 305, 20 litres collection bowl

20 l metal bowl with tube and 2" bung adaptor for fixing to an empty drum.



DRUM TROLLEYS

372 003

432 000, 185 kg / 200 litres drum trolley

431 000, 50 kg drum trolley



431 000




432 000

07

WASTE OIL

HYDRAULIC CONNECTORS



Dry-Brake hydraulic couplers and connectors.
950 352, 3/4" BSP (F) hydraulic connectors.
950 353, 3/4" BSP (F) hydraulic coupler.

950 354, 1" BSP (F) hydraulic connectors.
950 355, 1" BSP (F) hydraulic coupler.

950 356, 1-1/2" BSP (F) hydraulic connectors.
950 357, 1-1/2" BSP (F) hydraulic coupler.

SHUT OFF VALVES




950 303, 3/4" BSP (FF), 40 bar quarter turn valve
950 306, 1" BSP (FF), 40 bar quarter turn valve
950 312, 1-1/2" BSP (FF), 25 bar quarter turn valve
950 308, 2" BSP (FF), 25 bar quarter turn valve

CONNECTION ADAPTORS



945 551, 3/4" BSP (MM)
945 555, 1" BSP (MM)
945 724, 1 1/2" BSP (MM)
945 681, 1 1/2" BSP (M) - 1" BSP (M)
945 552, 1" BSP (M) - 3/4" BSP (M)
945 554, 3/4" BSP (M) - 1/2" BSP (M)
945 557, 1/2" BSP (M) - 3/8" BSP (M)
945 567, 2" BSP (M) - 1 1/2" BSP (M)
945 565, 2" BSP (M) - 1" BSP (F)

SUCTION CANES AND ADAPTORS



SUCTION CANES AND ADAPTORS

737 950 Suction canes and adaptors set
 Includes canes Part No. 737 949, 737 952, 737 953, 737 954, 737 955 and adaptors Part No. 737 947 and 737 948.

737 972 Suction canes and adaptors set with canes holder
 Canes and adaptors set Part No. 737 950 with a suction canes holder.

INDIVIDUAL WANDS AND ADAPTORS		
PART No.	TYPE	DESCRIPTION OD X ID X LENGTH
737 952	Flex	6 x 4 x 700 mm
737 953	Flex	8 x 6 x 700 mm
737 954	Rigid Copper	5 x 4 x 700 mm
737 955	Rigid Copper	6 x 5 x 700 mm
737 949	Flex	7 x 5 x 1,000 mm
737 958	Flex	6 x 4 x 1,200 mm
737 959	Flex	8 x 6 x 1,200 mm
737 946	Flex	8 x 6 x 1,700 mm

08 DIESEL, OIL AND ADBLUE®/DEF ELECTRIC PUMPS AND KITS

DC DIESEL PUMPS AND KITS - POLUX SERIES	110
AC DIESEL PUMPS AND KITS - POLARIS SERIES	111
DIESEL PUMP ACCESSORIES	113
OIL PUMPS WITH ELECTRIC MOTOR - FLOWSTAR SERIES	114
OIL ELECTRIC PUMP KITS - FLOWSTAR SERIES	115
ADBLUE®/DEF PUMPS KITS AND MOBILE UNITS - AIR OPERATED PUMPS.	116
ADBLUE®/DEF PUMPS KITS AND MOBILE UNITS - ELECTRIC PUMPS	117
ADBLUE®/DEF ACCESSORIES.	118



684 530 - 684 451

12 & 24 V DC ROTARY VANE PUMPS - POLUX SERIES



12 and 24 VDC rotary vane pumps for diesel

Self priming pumps with self-adjustable vanes. Pump body made of cast-iron with rustproof treatment, rotor of sintered steel and vanes of acetyl resin. The pump includes a by-pass valve and a built in filter with easy access for cleaning. The pump can be mounted vertically or horizontally, has a carrying handle and 2 m cable with crocodile clamps.

Inlet / outlet connection: 1" BSP (F) or flange coupling.

Maximum suction lift: 2,5 m.

Electric DC motor with IP-55 protection, allows intermittent operation duty with maximum cycles of 30 minutes.

On/off switch and fuse.

PART No.	SUPPLY	CURRENT	POWER	PRESSURE	FLOW RATE
684 530	12 VDC	22 A	140 W	0,8 bar	40 l/min
684 451	12 VDC	38 A	220 W	0,8 bar	60 l/min
684 531	24 VDC	13 A	160 W	0,8 bar	43 l/min
684 450	24 VDC	25 A	240 W	0,8 bar	65 l/min

684 512 - 684 514

12 V PUMP - POLUX SERIES DIESEL TRANSFER KITS



Portable transfer kit with 12 VDC Polux Series pump, delivery hose, nozzle, meter, fittings and suction kit depending on the model.

Order suction accessories separately when not included.

PART No.	PUMP	OUTLET HOSE	NOZZLE	SUCTION KIT
684 512	684 530	4 m (689 024)	Standard (361 000)	-
684 951	684 530	4 m (689 024)	Standard (361 000)	2 m (689 030)
684 514	684 530	4 m (689 024)	Standard + Meter (361 000) + (366 976)	2 m (689 030)
684 461	684 451	4 m (689 021)	Automatic (688 300)	-
684 465	684 451	4 m (689 021)	Automatic + Meter (688 300) + (366 976)	2 m (689 030)

684 460 - 684 464

24 V PUMP - POLUX SERIES DIESEL TRANSFER KITS



Portable transfer kit with 24 VDC Polux Series pump, delivery hose, nozzle, meter, fittings and suction kit depending on the model.

Order suction accessories separately when not included.

PART No.	PUMP	OUTLET HOSE	NOZZLE	SUCTION KIT
684 524	684 531	4 m (689 024)	Standard (361 000)	-
684 526	684 531	4 m (689 024)	Standard (361 000)	2 m (689 030)
684 527	684 531	4 m (689 024)	Standard + Meter (361 000) + (366 976)	2 m (689 030)
684 460	684 450	4 m (689 021)	Automatic (688 300)	-
684 464	684 450	4 m (689 021)	Automatic + Meter (688 300) + (366 976)	2 m - (689 030)

AC DIESEL PUMPS AND KITS - POLARIS SERIES

230 V - 50 HZ AC ROTARY VANE PUMPS - POLARIS SERIES

685 720 - 685 722

230 VAC - 50 Hz rotary vane pumps for diesel

Self priming pumps with self-adjustable vanes. Pump body made of cast-iron with rustproof treatment, rotor of sintered steel and vanes of acetyl resin. The pump includes a by-pass valve and a built in filter with easy access for cleaning. The pump can be mounted vertically or horizontally and has 1,8 m cable with plug.

Inlet/outlet connection: 1" BSP (F) or flange coupling.

Maximum suction lift: 2,5 m.

Electric AC motor with IP-55 protection, allows continuous operation duty.

On / off switch and fuse.



PART No.	SUPPLY	CURRENT	POWER	PRESSURE	FLOW RATE
685 720	230 VAC	2,2 A	370 W	1,7 bar	50 l/min
685 721	230 VAC	3 A	500 W	1,7 bar	70 l/min
685 722*	230 VAC	4,6 A	750 W	1,7 bar	95 l/min

* Does not include built in filter.

230 V PUMP - POLARIS SERIES DIESEL TRANSFER KITS

685 741 - 685 742

230 VAC Polaris Series pump kits, include delivery hose and nozzle, fittings and suction kit depending on the model.

Order suction accessories separately when not included.

PART No.	PUMP	OUTLET HOSE	NOZZLE	SUCTION KIT
685 741	685 720	4 m (689 024)	Standard (361 000)	-
685 974	685 720	4 m (689 024)	Standard (361 000)	2 m (689 030)
685 742	685 720	4 m (689 021)	Automatic (688 300)	-
685 743	685 720	4 m (689 021)	Automatic (688 300)	2 m (689 030)
685 771	685 721	4 m (689 024)	Standard (361 000)	-
685 772	685 721	4 m (689 021)	Automatic (688 300)	-



230 V - POLARIS SERIES DIESEL TRANSFER KITS WITH METER

685 750 - 685 752

230 VAC Polaris Series pump, kit with mechanical meter (PN 680 300), delivery hose, fittings, nozzle and suction kit depending on the model. Meter valid for non commercial applications only.

Order suction accessories separately when not included.

PART No.	PUMP	OUTLET HOSE	NOZZLE	SUCTION KIT
685 750	685 720	4 m (689 024)	Standard (361 000)	-
685 752	685 720	4 m (689 021)	Automatic (688 300)	-
685 754	685 720	4 m (689 021)	Automatic (688 300)	689 036
685 751	685 721	4 m (689 024)	Standard (361 000)	-
685 753	685 721	4 m (689 021)	Automatic (688 300)	-
685 755	685 721	4 m (689 021)	Automatic (688 300)	689 036



AC DIESEL PUMP KITS - POLARIS SERIES

685 716

WALL MOUNTED TRANSFER 230 V PUMP KITS - POLARIS SERIES



50 or 70 l/min Polaris Series pump on a bracket for wall or tank mounting. The kit includes a 230 V - 50 Hz diesel pump with on/off switch and 1,8 m cable with plug, wall mounting bracket, 4 m delivery hose, nozzle and a three digit meter (PN 680 300) flange mounted to the pump and with a 90° swivelling elbow outlet. Fluid inlet connection 1" BSP (F).

Order suction accessory separately when not included.

Meter valid for non commercial applications only.

PART No.	PUMP	OUTLET HOSE	NOZZLE	METER	SUCTION KIT
685 710	685 720	4 m (689 024)	Standard (361 000)	680 300	-
685 717	685 720	4 m (689 021)	Automatic (688 300)	680 300	-
685 708	685 720	4 m (689 021)	Automatic (688 300)	680 300	689 037
685 713	685 721	4 m (689 024)	Standard (361 000)	680 300	-
685 716	685 721	4 m (689 021)	Automatic (688 300)	680 300	-
685 709	685 721	4 m (689 021)	Automatic (688 300)	680 300	689 037
WALL MOUNTED KITS WITH FILTER (689 090)					
685 719	685 720	4 m (689 021)	Automatic (688 300)	680 300 + filter	-
685 718	685 721	4 m (689 021)	Automatic (688 300)	680 300 + filter	-

685 715

WALL MOUNTED 230 V PUMP CABINETS - POLARIS SERIES



50 or 70 l/min Polaris Series pump in a cabinet for wall or tank mounting. The unit includes a 230 V - 50 Hz diesel pump with 1,8 m cable with plug, cabinet with nozzle holder with automatic on/ off switch, 4 m delivery hose, automatic nozzle and a three digit meter, flange mounted to the pump and with a 90° swivelling elbow outlet.

Fluid inlet connection 1" BSP (F). Order suction accessories separately.

Meter valid for non commercial applications only.

PART No.	PUMP	OUTLET HOSE	NOZZLE	METER
685 712	680 720	4 m (689 021)	Automatic (688 300)	680 300
685 715	680 721	4 m (689 021)	Automatic (688 300)	680 300

685 715

230 V PUMP LOCKABLE CABINETS - POLARIS SERIES



50 or 70 l/min Polaris Series pump in a cabinet with safety lock for wall or tank mounting. The unit includes a 230 V - 50 Hz diesel pump with 1,8 m cable with plug cabinet with nozzle holder with automatic on/ off switch, 4 m delivery hose, automatic nozzle and a three digit meter, flange mounted to the pump and with a 90° swivelling elbow outlet.

Fluid inlet connection 1" BSP (F). Order suction accessories separately.

Meter valid for non commercial applications only.

PART No.	PUMP	OUTLET HOSE	NOZZLE	METER
685 777	680 720	4 m (689 021)	Automatic (688 300)	680 300
685 778	680 721	4 m (689 021)	Automatic (688 300)	680 300

DIESEL METERS

Nutating-disk meter for diesel with mechanical register. Very low pressure drop; it can be used for gravity fed applications. Resettable partial reading up to 999,9 litres and permanent 6 digit totaliser. 1" BSP (F) inlet and outlet, both with flange for optional flange mounting. The meter allows to orientate the inlet and outlet in four different positions. Maximum working pressure: 10 bar. Flow range: 20 to 100 l/minute. Precision after calibration: ± 1%. Meter valid for non commercial applications only.

- 680 300 Diesel meter with mechanical 3 digit register**
- 680 301 Diesel meter with mechanical 4 digit register**
- 689 044 Swivel elbow for meter outlet 1" BSP (MF)**



680 301



361 000



689 090



689 910

DIESEL NOZZLES

- 361 000 Aluminium manual nozzle. Fluid inlet: 1" BSP (F) - 100 l/min.**
- 689 910 Thermoplastic manual nozzle. Fluid inlet: 1" BSP (F) - 80 l/min.**

- 688 300 Aluminium automatic nozzle. Fluid inlet: 1" BSP (F) - 60 l/min.**
- 688 001 Aluminium automatic nozzle. Fluid inlet: 1" BSP (F) - 80 l/min.**
- 688 100 Aluminium automatic nozzle. Fluid inlet: 1" BSP (F) - 120 l/min.**
- 364 030 Aluminium inlet swivel. 1" BSP (MF) (included in automatic nozzles).**

PUMP BRACKETS

- 689 052 Pump wall bracket**
- 756 200 Bracket with handle**
- 360 137 Universal bracket for 205 litres drum and IBCs**



756 200

DIESEL FILTERS

When fitted at the pump outlet they eliminate dirt up to 30 microns and the water contained in the diesel.

- 689 090, 65 l/min diesel filter, 1" BSP (F).**
- 689 098, 110 l/min diesel filter, 1" BSP (F).**

- 689 091 Replacement cartridge**
For filter 689 090.
- 689 099 Replacement cartridge**
For filter 689 098.

HOSES FOR DIESEL

Rubber hose with metal swagged 1" BSP (M) fittings.

689 021




PART No.	HOSE LENGTH AND Ø
689 021	4 m x Ø 19 mm
689 022	4 m x Ø 25 mm
689 023	6 m x Ø 19 mm

SUCTION TUBES

Telescopic suction tubes for connecting directly to the pump inlet. 1" BSP (M) connection, 2" (M) bung adaptor and foot valve with filter, (PN 689 042).

- 689 035 For drums or tanks with a maximum height of 1m**
- 689 036 For tanks with a maximum height between 1 and 1,75 m**
- 689 037 Suction assembly. Includes 2 m x Ø 25 mm hose, shut off valve and telescopic suction tube 689 036**

689 035



689 036

CONNECTION ADAPTORS FOR HOSES

- 689 042 Foot valve with filter for suction tube, 1" BSP (F)**
- 689 015 Brass foot valve with filter for suction tube, 1" BSP (F)**

- 689 041 Suction filter for hose, Ø 25 mm**
- 689 016 Brass suction filter for hose, 1" BSP (F)**

- 689 040 «Y» strainer, 1" BSP (F)**
- 689 019 Brass «Y» strainer, 1" BSP (F)**

- 689 047 Hose barb adaptors Ø 19 mm with clamps (2 u.), 1" BSP (M)**
- 689 048 Hose barb adaptors Ø 25 mm with clamps (2 u.), 1" BSP (M)**

- 689 017 Brass hose barb adaptor Ø 19 mm with clamps (1 u.), 1" BSP (M)**
- 689 018 Brass hose barb adaptor Ø 25 mm with clamps (1 u.), 1" BSP (M)**

- 689 053 Pump, drum and suction kit connection adaptor, 2 x 1" BSP (M) / 2" BSP (M)**



689 041



689 042



689 040



689 053



689 047

SUCTION HOSES

Transparent PVC spring reinforced hoses. Suction hoses include swagged metal 1" BSP (M) fittings and foot valve.

- 689 030, 2 m x Ø 25 mm**
- 689 031, 4 m x Ø 25mm**

689 030



OIL PUMPS WITH ELECTRIC MOTOR - FLOWSTAR SERIES

561 012

OIL PUMPS WITH 12 AND 24 VDC ELECTRIC MOTOR - FLOWSTAR SERIES



External gear pumps with 12 and 24 V DC motors with IP55 protection, on/off switch, fuse and 2 m cable with crocodile clamps. Pump can work in intermittent duty cycles of 30 minutes and has built in by-pass valve.

Inlet connection: 3/4" BSP (F).

Outlet connection: 1/2" BSP (F).

Maximum suction lift: 2,5 m.

PART No.	POWER SUPPLY	ELECTRIC MOTOR POWER	MAXIMUM PRESSURE	MAXIMUM DELIVERY
561 012	12 VDC	200 W	11,5 bar	5,2 l/min
561 024	24 VDC	200 W	12,5 bar	5,6 l/min

561 300 - 561 210

OIL PUMPS WITH 230 VAC AND 400 VAC MOTORS - FLOWSTAR SERIES



Internal gear electric pumps for lubricants. 230 V - 50 Hz (single phase) or 400 V - 50 Hz (three phase) motor depending on model, IP-55 protection and on/off switch. Cast iron pump body, sintered steel gears and by-pass valve. Motor with mounting feet, the pump can be mounted horizontally on a flat surface or vertically to a wall.

Models with electronic pressure switch start automatically whenever a pressure drop in the distribution line occurs (i.e. when a delivery gun is opened) and stops once pressure is built again in the line (i.e. when a delivery gun is closed).

PART No.	POWER SUPPLY	ELECTRIC MOTOR POWER	MAXIMUM PRESSURE	MAXIMUM DELIVERY	ELECTRONIC PRESSURE SWITCH
561 100	230 V - 50 Hz	600 W	10 bar	10 l/min	NO
561 101	400 V - 50 Hz	600 W	10 bar	10 l/min	NO
561 110	230 V - 50 Hz	600 W	10 bar	10 l/min	YES
561 200	230 V - 50 Hz	780 W	15 bar	13 l/min	NO
561 201	400 V - 50 Hz	780 W	15 bar	13 l/min	NO
561 210	230 V - 50 Hz	780 W	15 bar	13 l/min	YES
561 300	230 V - 50 Hz	780 W	24 bar	11 l/min	NO
561 301	400 V - 50 Hz	780 W	24 bar	11 l/min	NO
561 310	230 V - 50 Hz	780 W	24 bar	11 l/min	YES

561 610

HIGH PERFORMANCE OIL PUMPS WITH ELECTRIC MOTOR - FLOWSTAR SERIES HV

High performance external gear pumps directly coupled to an electric motor with IP 55 protection for the transfer or distribution of large volumes of lubricants. Pump gears are manufactured in steel and pump body is manufactured in cast iron. All pumps include adjustable by-pass valve.



PART No.	POWER SUPPLY	ELECTRIC MOTOR POWER	MAXIMUM PRESSURE	MAXIMUM DELIVERY
561 615	230 V - 50 Hz	750 W	8 bar	25 l/min
561 614	230 V - 50 Hz	1.500 W	8 bar	50 l/min
561 611	230 V - 50 Hz	2.000 W	8 bar	70 l/min
561 613	400 V - 50 Hz	1.500 W	10 bar	50 l/min
561 610	400 V - 50 Hz	1.500 W	9,5 bar	70 l/min



PART No.	POWER SUPPLY	PUMP	OUTLET HOSE	DELIVERY GUN	SUCTION ACCESSORIES	OTHER ACCESSORIES
562 000	230 VAC	561 100	3 m (362 103)	Metered control gun 365 535	3 m with foot valve 367 012	Bracket 756 012
562 010	230 VAC	561300	3 m (362 103)	Metered control gun 365 535	3 m with foot valve 367 012	Bracket 756 012
561 014	12 VDC	561 012	3 m (362 103)	Control gun 363 115	3 m with foot valve 367 012	-
561 013	12 VDC	561 012	3 m (362 103)	Metered control gun 365 535	3 m with foot valve 367 012	-
561 026	24 VDC	561 024	3 m (362 103)	Control gun 363 115	3 m with foot valve 367 012	-
561 025	24 VDC	561 024	3 m (362 103)	Metered control gun 365 535	3 m with foot valve 367 012	-

MOBILE OIL DISPENSER FOR 205 L DRUMS WITH ELECTRIC 230 V PUMP - FLOWSTAR SERIES

562 100

Mobile oil dispenser with Flowstar Series electric pump. Includes connection accessories, hose end meter and trolley for 205 litre drums.

PART No.	PUMP	OUTLET HOSE	SERVICE GUN	SUCTION KIT	OTHER ACCESSORIES
562 100	561 100	3 m (362 103)	Metered control valve (365 535)	3 m (367 012)	Trolley (432 000) + (360 134)



AdBlue®/DEF PUMPS KITS AND MOBILE UNITS - AIR OPERATED PUMPS



552 164

551 164

AIR OPERATED PUMPS FOR AdBlue®/DEF - DIRECTFLO® SERIES

Air operated plastic DirectFlo® pumps for dispensing AdBlue®/DEF. Are adequate for indoor use. Pump air valve module and lateral pump covers are manufactured in conductive polypropylene. They can be used as stand-alone pumps for transfer applications or as systems pumps in distribution systems that include hose reels.

PUMP SIZE	PART NUMBER	PUMP BODY	DIAPHRAGMS	BALLS	OTHER WETTED PARTS
DF30 (38 l/min)	553 164	Polypropylene	TPE	PTFE	FKM, Stainless steel
DF50 (50 l/min)	552 164	Polypropylene	TPE	PTFE	FKM, Stainless steel
DF100 (100 l/min)	551 164	Polypropylene	TPE	PTFE	FKM, Stainless steel

557 950

AdBlue®/DEF PUMP KITS WITH AIR OPERATED PUMP - DIRECTFLO® SERIES

557 950 AdBlue®/DEF pump kit with air operated diaphragm pump, Directflo® Series, on drum or IBC tank, with manual nozzle

Kit includes: 552 164 Air operated diaphragm pump, DF50, 50 l/min. 361 003.370 Manual nozzle (thermoplastic) for AdBlue®/DEF, 1" (F). 360 137 Pump bracket. 560 901 CSC quick coupling, Ø 19 mm hose barb connection. 930 507 EPDM hoses Ø 19 mm, 3 m + 1.5 m. 944 628 Clamp 26-29. 259 038 Male air nipple, 3/8" BSP (M). 689 045 Polypropylene fitting, Ø 19 mm, 1" BSP (M). 689 054 Polypropylene fitting, Ø 19 mm, 1/2" BSP (M). 689 055 Polypropylene fitting adaptor, 1/2" BSP (FF).

557 951 AdBlue®/DEF pump kit with air operated diaphragm pump, Directflo® Series, on drum or IBC tank, with automatic nozzle

Same as 557 950 but with automatic nozzle (569 001).

559 011 AdBlue®/DEF pump kit with air operated diaphragm pump, Directflo® Series, on wall

Kit includes: 552 050 Air operated diaphragm pump, DF50, 50 l/min. 360 100 Wall bracket. 560 901 CSC quick coupling, Ø 19 mm hose barb connection. 930 507 EPDM hose Ø 19 mm, 5 m. 246 010, 1 m hose, thread 1/4" BSP (H). 944 627 Clamp 19 mm. 253 114 Automatic quick coupling 1/4" BSP (F). 259 014 Automatic quick coupling 1/4" BSP (M). 945 516 Connection adaptor 1/2" BSP (M) -1/4" BSP (F). 689 047 Polypropylene hose tail connection kits, Ø 19 mm, 1" BSP (M) with connection clamps. 689 054 Polypropylene fitting, Ø 19 mm, 1/2" BSP (M).



AdBlue®/DEF MOBILE DISPENSER UNITS

AdBlue®/DEF mobile dispenser units for drums with Directflo® pump, digital meter, nozzle and optionally hose reel.



557 952



557 953

PART No.	PUMP	REEL	BRACKET	NOZZLE	METER	SUCTION ACCESSORIES	TROLLEY
557 952	Diaphragm pump, DF30 Series (553 164)	Air, 15 m (500 115)	For pump and reel	Automatic (569 005)	CPVC In-line meter (366 010)	Hoses and accessories	Heavy-Duty 205 litre drum trolley (432 814)
557 953	Diaphragm pump, DF30 Series (553 164)	-	For pump and reel	Automatic (569 005)	CPVC In-line meter (366 010)	Hoses and accessories	Heavy-Duty 205 litre drum trolley (432 814)

AdBlue®/DEF PUMPS KITS AND MOBILE UNITS - ELECTRIC PUMPS



ELECTRIC PUMPS FOR AdBlue®/DEF - SOLURA SERIES

560 224

12 and 24 VDC and 230 V 50 Hz AC multi-diaphragm pumps with no mechanical seals designed for dispensing AdBlue®/DEF. Pumps are self priming and have a by-pass valve. Electric motors have IP55 protection and include on/off switch, fuse and 2 m cable with crocodile clamps (DC pumps) or plug (AC pumps).
Inlet/outlet connection: 1" BSP (M).
Maximum suction lift: 1,8 m.
Maximum delivery pressure: 1,6 bar.
Maximum delivery: up to 32 l/min.



PART No.	POWER SUPPLY	ELECTRIC MOTOR POWER	MAXIMUM DELIVERY
560 230	230 V 50 Hz AC	400 W	30 l/min
560 215	120 VAC	500 W	30 l/min
560 224	24 VDC	310 W	32 l/min
560 212	12 VDC	260 W	32 l/min

AdBlue®/DEF PUMP KITS WITH ELECTRIC PUMP - SOLURA SERIES

560 304

All kits include 4 m x 19 mm EPDM delivery hose and the accessories listed in the following table:



PART No.	POWER SUPPLY	APPLICATION	PUMP	BRACKET	NOZZLE	METER	SUCTION ACCESSORIES
560 301	230 VAC	IBCs and drums	560 230	360 137	361 001.370 manual		1 m hose and CSC connector
560 302	230 VAC	IBCs and drums	560 230	360 137	361 001.370 manual	366 760	1 m hose and CSC connector
560 303	230 VAC	IBCs and drums	560 230	360 137	569 000 automatic		1 m hose and CSC connector
560 304	230 VAC	IBCs and drums	560 230	360 137	569 000 automatic	366 760	1 m hose and CSC connector
560 300	230 VAC	IBCs and drums	560 230		361 001.370 manual		2.5 m hose and foot valve
560 310	12 VDC	IBCs and drums	560 212		361 001.370 manual		2.5 m hose and foot valve
560 320	24 VDC	IBCs and drums	560 224		361 001.370 manual		2.5 m hose and foot valve

AdBlue®/DEF MOBILE DISPENSER UNITS

560 307

AdBlue®/DEF mobile dispenser units for drums with SOLURA Series electrical pump, digital meter, nozzle and optionally cable reel.



PART No.	PUMP	REEL	BRACKET	NOZZLE	METER	SUCTION ACCESSORIES	TROLLEY
560 307	Electric pump Solura Series	Cable, 15 m (612 100)	For pump and reel	Automatic (569 005)	CPVC In-line meter (366 010)	Hoses and accessories	Heavy-Duty 205 litre drum trolley (432 814)
560 308	Electric pump Solura Series	-	For pump and reel	Automatic (569 005)	CPVC In-line meter (366 010)	Hoses and accessories	Heavy-Duty 205 litre drum trolley (432 814)

366 010

ADBLUE®/DEF ELECTRONIC LINE METER



366 010 AdBlue®/DEF oval gear meter, 1/2" BSP (F) Oval gear meter manufactured in CPVC, stainless steel and LCP for AdBlue®/DEF. Digital display, works with two AAA alkaline batteries. Inlet/outlet thread 1/2" BSP (F). Flow rate: 1-50 l/min.

569 000

ADBLUE®/DEF NOZZLES



AdBlue®/DEF nozzles with stainless steel and thermoplastic versions available. Depending on the model they can be manual or automatic, with spike or thread connection.

361 003.370 Manual (thermoplastic), 90 l/min, 1" BSP (F) inlet thread.

361 002.370 Manual (thermoplastic), 90 l/min, Ø 25 mm inlet hose barb.

361 001.370 Manual (thermoplastic), 90 l/min, Ø 19 mm inlet hose barb.

569 000 Automatic (stainless steel), 45 l/min, Ø 19 mm inlet hose barb.

569 001 Automatic (stainless steel/polypropylene), 45 l/min, Ø 19 mm inlet hose barb.

SPECIAL FOR PASSENGER CARS

569 005 Automatic (stainless steel/polypropylene), 10 l/min, Ø 19 mm inlet hose barb.

569 006 Automatic (stainless steel/polypropylene), 5 l/min, 1" BSP (M) inlet thread.

Integrated mis-filling prevention (Elaflex).

LEVER ACTION PUMP FOR ADBLUE®/DEF



Polypropylene Lever Action Pump (EPDM seals) kit suitable for AdBlue® 205 litre drums mounting.

PART No.	DESCRIPTION	ADAPTOR
300 006	Lever pump for AdBlue®	2" BSP (M)
300 900	2 m x 1" CPVC hose for pump	N/A

ADBLUE®/DEF ACCESSORIES



689 041



560 901

689 042 Polypropylene foot valve with filter, 1" BSP (F).

560 903 Polypropylene foot valve, 1" BSP (F)

689 041 Polypropylene filter for suction hose, Ø 25 mm hose barb connection.

689 047 Polypropylene hose tail connection kits, Ø 19 mm, 1" BSP (M), with connection clamps.

689 048 Polypropylene hose tail connection kits, Ø 25 mm, 1" BSP (M), with connection clamps.

560 901 CSC quick coupling, Ø 19 mm hose barb connection.

560 902 Suction tube for CSC connection. With 2" BSP (M) connection.

560 906 Suction tube for CSC connection. With 2" TRISURE connection.

560 904 1" BSP (F) check valve

360 137 Universal pump bracket

Allows fixing a pump onto a 205 litre drum or to a 1.000 litre IBC container with carrying handle and drip pocket.



360 137

09 LUBRICATION TOOLS AND ACCESSORIES

GREASE NIPPLES	120
GREASE CONNECTORS	122
LEVER ACTION GREASE PUMPS	123
MANUAL HAND HELD GREASE PUMPS	124
AIR OPERATED AND BATTERY HAND HELD GREASE PUMPS, FILLER PUMPS AND FITTINGS	125
GREASE COMPRESSORS AND BUCKET PUMPS	126
DRUM PUMPS FOR OIL	127
DRUM PUMPS FOR VARIOUS FLUIDS	128
FUNNELS, MEASURES, GRAVITY COCKS, JERRY CANS AND OIL SUCTION PUMPS	129
AIR TREATMENT UNITS (FRLS) AND AIR HOSES	130
AIR COUPLERS AND CONNECTION ADAPTORS FOR COMPRESSED AIR	131

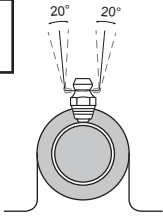




550 bar



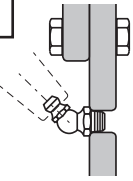
DIN 71412
Form A



MT 503



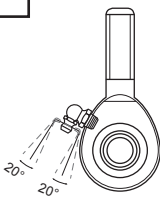
DIN 71412
Form B
45°



MT 506



DIN 71412
Form C
90°



MT 508



MT 505



HYDRAULIC GREASE NIPPLES

MT 503 STRAIGHT	MT 506 45° ANGLED	MT 508 90° ANGLED	THREAD	PITCH
011 060	013 060	015 060	Metric	M 6 x 1,00
011 100	013 100	015 100	Metric	M 7 x 1,00
011 140	013 140	015 140	Metric	M 8 x 1,00
011 160	013 160	015 160	Metric	M 8 x 1,25
011 180	013 180	015 180	Metric	M 9 x 1,00
011 220	013 220	015 220	Metric	M 10 x 1,00
011 240	013 240	015 240	Metric	M 10 x 1,25
011 260	013 260	015 260	Metric	M 10 x 1,50
011 280	013 280	015 280	Metric	M 12 x 1,00
011 300	013 300	015 300	Metric	M 12 x 1,25
011 320	013 320	015 320	Metric	M 12 x 1,50
011 340	013 340	015 340	Metric	M 12 x 1,75
011 600	013 600	015 600	BSP	1/8"
011 620	013 620	015 620	BSP	1/4"
011 500	013 500	015 500	SAE (UNF)	1/4" (x 28)
011 520	013 520	015 520	SAE (UNF)	5/16" (x 18)
011 540	013 540	015 540	SAE (UNF)	3/8" (x 16)
011 700	013 700	015 700	Whitworth	1/4"
011 720	013 720	015 720	Whitworth	5/16"
011 740	013 740	015 740	Whitworth	3/8"
011 900	013 900	015 900	NPT	1/8"
011 910	013 910	015 910	NPT	1/4"
011 930	N/A	N/A	No thread	Ø 6 mm
011 940	N/A	N/A	No thread	Ø 8 mm
011 950	N/A	N/A	No thread	Ø 10 mm

LONG HYDRAULIC NIPPLES

MT 505

012 020	Long hydraulic nipple, M 6 x 1,00
012 220	Long hydraulic nipple, 1/4" SAE

HYDRAULIC GREASE NIPPLES ASSORTMENT

050 001	Assortment of 140 hydraulic grease nipples. Includes straight, 45° and 90° hydraulic nipples with the most popular threads.			
TYPE	M 6 X 1,00	M 8 X 1,25	M 10 X 1,00	1/8" BSP
STRAIGHT	25 units	25 units	15 units	15 units
45° ANGLED	10 units	10 units	5 units	5 units
90° ANGLED	10 units	10 units	5 units	5 units

BLISTER PACKED HYDRAULIC NIPPLES

051 060	Includes 20 units of M 6 x 1,00 straight nipples
051 160	Includes 20 units of M 8 x 1,25 straight nipples
051 220	Includes 10 units of M 10 x 1,00 straight nipples
051 260	Includes 10 units of M 10 x 1,50 straight nipples
051 600	Includes 10 units of 1/8" BSP straight nipples
052 060	Includes 10 units of M 6 x 1,00, 5 units 45° and 5 units 90° angled nipples
052 160	Includes 10 units of M 8 x 1,00, 5 units 45° and 5 units 90° angled nipples
052 220	Includes 10 units of M 10 x 1,00, 5 units 45° and 5 units 90° angled nipples
052 260	Includes 10 units of M 10 x 1,50, 5 units 45° and 5 units 90° angled nipples
052 600	Includes 10 units 1/8" BSP, 5 units 45° and 5 units 90° angled nipples

FLUSH TYPE DRIVE OIL NIPPLES	
PART No.	DIAMETER
031 939	Ø 6 mm
031 949	Ø 8 mm
031 950	Ø 10 mm
031 960	Ø 12 mm

CONCAVE TYPE NIPPLES		
PART No.	THREAD	PITCH
032 060	Metric	M 6 x 1,00
032 160	Metric	M 8 x 1,20
032 220	Metric	M 10 x 1,00
032 260	Metric	M 10 x 1,50
032 600	BSP	1/8"
032 620	BSP	1/4"
032 740	Whitworth	3/8"
032 939	No thread	Ø 6 mm
032 949	No thread	Ø 8 mm
032 959	No thread	Ø 10 mm

031 950



150 bar

032 260



400 bar

15 MM HEXAGON HEAD NIPPLES (MT 150)

PART No.	THREAD	PITCH	PART No.	THREAD	PITCH
021 060	Metric	M 6 x 1,00	021 380	Metric	M 14 x 2,00
021 140	Metric	M 8 x 1,00	021 600	BSP	1/8"
021 160	Metric	M 8 x 1,25	021 620	BSP	1/4"
021 220	Metric	M 10 x 1,00	021 640	BSP	3/8"
021 240	Metric	M 10 x 1,25	021 500	SAE (UNF)	1/4" (x 28)
021 260	Metric	M 10 x 1,50	021 520	SAE (UNF)	5/16" (x 18)
021 280	Metric	M 12 x 1,00	021 540	SAE (UNF)	3/8" (x 16)
021 300	Metric	M 12 x 1,25	021 700	Whitworth	1/4"
021 320	Metric	M 12 x 1,50	021 720	Whitworth	5/16"
021 340	Metric	M 12 x 1,75	021 740	Whitworth	3/8"



400 bar

MT 150



DOUBLE HEXAGON AND ROUND HEAD NIPPLES

PART No.	DIAMETER	THREAD	PITCH	REMARKS
022 160	16 mm	Metric	M 8 x 1,25	MT 153 - double hexagon 15 mm
022 220	16 mm	Metric	M 10 x 1,00	MT 153 - double hexagon 15 mm
022 260	16 mm	Metric	M 10 x 1,50	MT 153 - double hexagon 15 mm
022 600	16 mm	BSP	1/8"	MT 153 - double hexagon 15 mm
022 620	16 mm	BSP	1/4"	MT 153 - double hexagon 15 mm
023 220	16 mm	Metric	M 10 x 1,00	MT 156 - round head
023 600	16 mm	BSP	1/8"	MT 156 - round head
023 620	16 mm	BSP	1/4"	MT 156 - round head
023 640	16 mm	BSP	3/8"	MT 156 - round head
024 620	22 mm	BSP	1/4"	MT 157 - round head
024 640	22 mm	BSP	3/8"	MT 157 - round head
025 620	22 mm	BSP	1/4"	MT 930 - round head
025 640	22 mm	BSP	3/8"	MT 930 - round head



400 bar

MT 153

MT 157



MT 156

MT 930



THREAD GAUGES

- 070 000 Metric thread gauge.
- 070 001 Whitworth & BSP thread gauge.
- 070 002 SAE & BSF thread gauge.



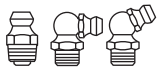
070 000

GREASE CONNECTORS

GREASE CONNECTORS, NOZZLES AND ACCESSORIES



500 bar



121 011 121 050 121 020 121 000 121 060



Hydraulic connectors without check valve

PART No.	Ø	LENGTH	NIPPLE SEAL	JAWS
121 011	15 mm	37 mm	Rubber	4
121 050	18 mm	43 mm	Steel	3 (rever.)



Hydraulic connectors with check valve

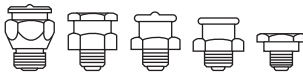
Check valve prevents grease drops when the grease pump is not in use.

PART No.	Ø	LENGTH	NIPPLE SEAL	JAWS
121 020	15 mm	37 mm	Rubber	4
121 000	15 mm	37 mm	Rubber	3

121 060 Smooth lock-on mechanism that eases grease fitting coupling and uncoupling. Durable, jaws-free coupler with seven retaining balls that assure a proper sealing between grease fitting and grease pump up to 700 bar.



150 bar



122 011 122 001

GREASE CONNECTORS AND ACCESSORIES

For use with hand operated units on button head nipples. Maximum working pressure 150 bar. Connection thread 1/8" NPT (F).

PART No.	Ø NIPPLE	NIPPLE SEAL
122 001	15/16 mm	Rubber
122 011	22 mm	Rubber

For use with hand operated grease guns only. Connection thread: 1/8" NPT (F). Recommended working pressure 150 bar.



150 bar



123 001 123 011 126 500 124 011 126 200

PART No.	DESCRIPTION	LENGTH	APPLICATION
123 001	Giant cupped nozzle	43 mm	For concave type nipples DIN 3405
123 011	Grease cupped nozzles	14 mm	For concave type nipples DIN 3405
126 500	Needle nose adaptor	37 mm	For hard to reach greasing points
124 011	Grease zerk nozzle	16,60 mm	For Zerk grease nipples DIN 3402
126 200	Seal off adaptor	49 mm	For lubrication holes, spindles, U joints
126 000	Grease needle nozzle	96 mm	With retractable safety sleeve

OTHER ACCESSORIES

PART No.	DESCRIPTION
126 400	Swivelling nozzle adaptor for use with flexible hoses 1/8" NPT (MF)
128 501	Quick connect adaptor for Ø 18 mm hydraulic connectors

GREASE STEMS - 1/8" NPT (MM)

710 659



710 298



710 710

710 297

710 659 Positionable 45° angled rigid stem with four-jaw connector with check valve (PN 121 011).

710 214 Angled stem with four-jaw connector (PN 121 011).

710 710 Straight stem with four-jaw connector (PN 121 011).

710 297 Straight stem with cupped nozzle (PN 123 011).

710 298 Straight stem with zerk nozzle (PN 124 011).



400 bar



415 bar



136 021



140 020

GREASE OUTLET HOSES

Single polyester braid reinforced rubber hoses. Max. working pressure: 400 bar. Min. burst pressure: 1.000 bar. 1/8" NPT (MM). For hand operated grease pumps.

Double steel braid reinforced rubber hoses. Max working pressure: 415 bar. Min. burst pressure: 1.650 bar. 1/8" NPT (MM). For hand operated and air powered grease pumps.

PART No. HOSE ONLY	PART No. HOSE WITH GREASE CONNECTOR 121 011	HOSE LENGTH
136 021	137 021	300 mm
136 041	137 041	400 mm
136 051	137 051	500 mm
136 201	137 201	2.000 mm

PART No. HOSE ONLY	PART No. HOSE WITH GREASE CONNECTOR 121 020	HOSE LENGTH
140 020	141 020	300 mm
140 040	141 040	400 mm
140 050	141 050	500 mm
140 100	N/A	1.000 mm
140 200	141 200	2.000 mm
140 400	141 400	4.000 mm

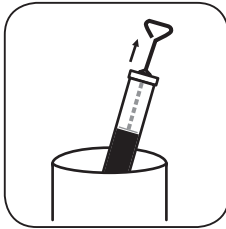
Product specifications are subject to change without prior notice

All SAMOA lever action grease pumps have the following features and benefits:

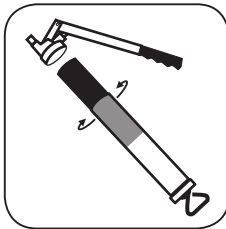
- Very tough, real heavy duty, cast iron head for maximum durability, uniform pressure and flow delivered throughout the pump's entire life.
- Precision machined piston ensures leak free high pressure operation without requiring the use of seals.
- Heavy duty knurled barrel with large pitch threads for easy barrel removing for loading.
- Locking follower rod, heavy duty bevelled follower and spring.
- Supplied ready to fill using various methods (cartridge, loader pump and suction).



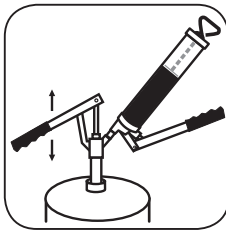
Locking with ratchet




Suction filling



Cartridge loading



Loading with filler pump




Rugged cast-iron pump head for durability

101 200



500 bar



500 CC LEVER ACTION GREASE PUMPS

Universal grease pumps to be used with 400 g (14 oz) grease cartridges or with bulk grease. Bulk grease loading by suction or using a filler pump. Maximum working pressure: 500 bar (7,250 psi).

101 202, 500 cc lever action grease pump

Individually boxed, grease pump includes filler valve 128 003.

101 200, 500 cc lever action grease pump

Individually boxed, grease pump includes filler valve 128 003 and rigid stem with a four jaw hydraulic connector (PN 710 214).

101 240, 500 cc lever action grease pump

Individually boxed, grease pump includes filler valve 128 003 and 300 mm single braided rubber hose with a four-jaw hydraulic connector (PN 137 031).

101 211, 500 cc lever action grease pump

Packed in Individual plastic bag, grease pump includes rigid stem with a four jaw hydraulic connector (PN 710 214).

101 300, 600 cc lever action grease pump

101 800, 1.000 cc lever action grease pump

MANUAL HAND HELD GREASE PUMPS

106 200

500 CC PISTOL GRIP GREASE PUMPS



250 bar



Pistol grip grease pump for hard to reach lubrication points. Three way loading: 400 g (14 oz) cartridges, bulk grease suction or filler pump. Heavy duty cast iron head with precision fit piston. Maximum working pressure: above 250 bar (3,650 psi).

106 200 - 500 cc pistol grip grease pump

Individually boxed, grease pump includes filler valve 128 003 and straight rigid stem with a four jaw hydraulic type connector (PN 710 710).

106 240 - 500 cc pistol grip grease pump

Individually boxed, grease pump includes filler valve 128 003 and with 300 mm single braid reinforced outlet hose with a four-jaw hydraulic type connector (PN 137 031).

102 102 - 102 103

PUSH ACTION GREASE PUMPS



150 bar



Push action grease pumps. They deliver grease or oil at 150 bar maximum pressure when pushed on a grease nipple. Full metal construction for bulk grease.

102 100, 60 cc metal barrel, zerk nozzle (grease/oil).

102 101, 60 cc metal barrel, concave nozzle (grease/oil).

102 102, 150 cc metal barrel, zerk nozzle (grease/oil).

102 103, 150 cc metal barrel, concave nozzle (grease/oil).

109 900

LEVER ACTION GREASE PUMPS FOR BULK GREASE




500 bar



All grease pumps are individually boxed and include filler nipple for loading with a filler pump and a rigid stem with a four jaw hydraulic connector.

109 900, 300 cc lever action grease pump



Rugged cast-iron pump head for durability



Locking with pin



Suction filling



Loading with filler pump

100 900

500 CC LEVER ACTION GREASE PUMP WITH VARIABLE STROKE



700 bar




100 900, 500 cc lever action grease pump with variable stroke

Heavy duty lever grease pump for use with bulk grease or 400 g (14 oz) grease cartridges. Grease pump features variable stroke, which delivers high pressure on the short stroke and high volume on a full stroke. Includes heavy duty cast iron head with hardened and ground piston, bleeder valve, filler nipple, removable check valve and barrel cap for cleaning, and 360° positionable outlet stem with four jaw hydraulic connector.

100 940, 500 cc lever action grease pump with variable stroke

Similar to PN 100 900 but includes a 300 mm single braided rubber hose with a four-jaw hydraulic connector (PN 137 031).



Rugged cast-iron pump head for durability



Variable stroke action



Suction filling



Cartridge loading




Loading with filler pump

AIR OPERATED AND BATTERY HAND HELD GREASE PUMPS, FILLER PUMPS AND FITTINGS



167 500 - 168 600



HAND HELD AIR OPERATED GREASE PUMPS

High pressure, 60:1 pressure ratio, air operated grease pumps. They can be connected to a compressed air line or to the air brake circuit of a commercial vehicle. Delivery: 1 cc each time the trigger is pressed. Maximum air pressure: 10 bar, Air connection thread 1/4" BSP (F).

167 500, 1.000 cc air operated grease pump

Includes a 1.000 cc barrel with an air driven grease follower. Recommended for high viscosity grease and low temperatures. Supplied with 400 mm double steel braid reinforced outlet hose with 4 jaw connector (PN 140 040) and filler nipple. Bulk grease loading using a grease filler pump.

168 600, 500 cc air operated grease pump

Includes a 500 cc barrel with a spring driven grease follower. Three way loading: 400 g (14 oz) grease cartridges, bulk grease suction or with a grease filler pump. Supplied with filler nipple and 400 mm double steel braid reinforced outlet hose with four jaw connector (PN 140 040) and filler nipple.

168 601, 500 cc air operated grease pump

Similar to model 168 600, includes rigid outlet stem with four jaw connector (PN 710 214).

128 003 - 128 005



FILLER VALVES AND LOADER FITTINGS

128 003 Grease gun filler valve, Ø 9 mm.

128 033 Grease gun filler valve, Ø 12,5 mm.

128 005 Grease loader fitting

For Ø 9 mm valve. 1/4" BSP (M).

128 004 Grease loader fitting.

For Ø 12,5 mm valve. 1/4" BSP (M).

GREASE GUN FILLER PUMPS

For quick, clean and easy loading of hand, air or battery operated grease guns fitted with a filler valve. Each unit includes a medium pressure lever action pump with two loader fittings that fit the more popular filling valves (Ø 9 mm and Ø 12,5 mm), drum cover and follower disc.

108 000 Grease gun filler pump for 12, 18 kg kegs

Includes a 310 mm drum cover.

108 050 Grease gun filler pump for 20 kg kegs

Includes a 330 mm drum cover.

108 100 Grease gun filler pump for 50 kg drums

Includes a 405 mm drum cover.

FILLER PUMPS FOR CENTRALIZED GREASING UNITS

Medium pressure lever action pump with 1,5 m hose and a 2-HK (1/4") hydraulic connector for filling the reservoir of centralized greasing systems. Includes pump, cover, hose, and hydraulic connector.

108 501 Filler pump for centralized greasing systems, 12 - 18 kg kegs

Includes a 310 mm drum cover.

108 502 Filler pump for centralized greasing systems, 20 kg kegs

Includes a 330 mm drum cover.

108 503 Filler pump for centralized greasing systems, 50 kg drums

Includes a 405 mm drum cover.

160 101



450 bar

Li-ION

18V



Cartridge loading



Loading with filler pump (using filler valve: 128 003)

BATTERY GREASE PUMPS

160 101, 18 V Li-ION battery grease pump


For use with standard grease cartridges or bulk grease. High pressure delivery, up to 450 bar (6,500 psi) and 80 g/min.

Supplied with two high capacity 18 V rechargeable Li-ION batteries, 230 V quick battery charger, 1 m outlet hose with hydraulic coupler, bleeder valve and carrying strap. Pump is delivered in a heavy duty carrying case.

160 103, 18 V Li-ION battery grease pump

Same as 160 101 model but with Li-ION battery (one battery is included).

108 050



108 502



GREASE COMPRESSORS AND BUCKET PUMPS

151 102



HIGH PRESSURE GREASE PUMPS

High pressure steel pumps to be mounted directly onto original grease kegs. Maximum pressure: 350 bar (5,000 psi). Delivery per stroke 2 cc.

Pump equipped with carrying handle, cover with pump adaptor, follower disc and 1,5 m high pressure hose with rigid stem and four-jaw hydraulic connector.

151 100 High pressure grease pump for 12.5 to 18 kg kegs

Includes a 310 mm drum cover.

151 102 High pressure grease pump for 20 kg kegs

Includes a 330 mm drum cover.

150 000



BUCKET PUMPS

Bucket pumps include a 16 litre leak proof, all steel oval shaped bucket with carrying handle and foot rest for easy handling and stability.

150 000 Multipressure grease bucket pump 16 kg

Heavy duty high capacity grease pump with three alternative lever positions, which can be used under any operating conditions and with all type of lubricants (winter / summer, high or low viscosity grease, oil). Maximum pressure range between 175 to 350 bar (2,500 to 5,000 psi) with a delivery of 20 gr, 15 g or 10 g per stroke depending on the position of the lever chosen. Pump includes 1,5 m high pressure hose with a three-jaw hydraulic connector (PN 715 429).

320 400 Oil bucket pump 16 litres

For dispensing high viscosity lubricants. Includes a medium pressure lever action pump (100 cc delivery per stroke) with a 1,5 m rubber hose with shut off valve and 135° angled nozzle.

320 400



157 000

PEDAL ACTION GREASE PUMP 5 kg



157 000 Pedal action grease pump

Pedal action heavy-duty grease pump. Spring primed follower plate and cast iron pump mechanism ensures that the pump can be used even with extremely viscous grease. Maximum pressure: 500 bar (7,150 psi). Delivery per pedal stroke: 2 g.

Steel leak proof reservoir, can hold up to 5 kg of grease. Includes air bleeder valve and 2 m high pressure grease hose with a four jaw hydraulic connector with check valve.

DRUM PUMPS FOR OIL

306 100 - 314 540



MEDIUM PRESSURE PUMPS

Lever action transfer pumps for high viscosity lubricants. Pump includes 2" height adjustable bung adaptor to fit directly onto drums, covers or containers. Pump with steel suction tube, foot valve and piston and NBR seals. Delivery: 100 cc per stroke. Outlet thread: 3/4" BSP (M).

Medium pressure transfer pump

- 306 300** for 20 litre pails. 450 mm long suction tube.
- 306 200** for 20 and 60 litre drums. 620 mm long suction tube.
- 306 100** for 60 litre drums. 760 mm long suction tube.
- 306 400** for 205 litre drums. 1.100 mm long suction tube.


Accessories:

730 603 Angled steel delivery spout
Fits directly to the pump outlet.

314 530 Delivery hose
Transparent 1,5 m hose with 135° nozzle.

314 540 Delivery hose. 1,5 m rubber hose, with shut off valve and 135° nozzle.

308 010



ROTARY PUMPS

308 010 Aluminium rotary action drum pump

For transfer of light to medium viscosity petroleum based fluids. Aluminium pump body with zamak rotor and shaft. Delivery 0,3 litre per revolution. Pump includes height adjustable bung adaptor, three pieces suction tube and 1 m delivery hose.

308 300 Cast-iron rotary action drum pump

For transfer of light to medium viscosity petroleum based fluids. Cast-iron pump body with steel shaft. Delivery 0,3 litre per revolution. Pump includes height adjustable bung adaptor, three pieces suction tube with foot valve and 1 m delivery hose.

605 000



HIGH PERFORMANCE DRUM PUMP

605 000 High performance drum pump

Lever action transfer pump for use with all types of lubricants, even those with higher viscosity, like gear oil. Lever can be mounted in four different positions that changes the delivery volume per stroke: 0,10 litre, 0,15 litre, 0,20 litre or 0,25 litre per stroke. Pump includes telescopic suction tube that can be used with 60 and 205 litre drums and 2" bung adaptor.

Not included option:

314 540 Rubber delivery hose, 1,5 m, with shut off valve and nozzle.

304 500



LEVER ACTION DRUM PUMP

304 500 Lever action drum pump

Lever action drum pump for the transfer of light lubricants from 60 to 205 litre drums. Steel pump body, delivery spout and telescopic suction tube. Steel piston with brass rings and NBR seals. With 2" and M64 x 4 bung adaptors. Delivery 0,45 litre per stroke.

304 509 Lever action drum pump with Viton® seals

Can be used with fluids like antifreeze and other non corrosive fluids. To avoid pump corrosion, it is recommended to flush the pump with diesel after its use with other fluids than lubricants.

GEAR OIL DISPENSERS

320 300

320 300 Gear oil dispenser

With 330 mm cover for 20 litre pails and 1,5 m transparent hose with nozzle.

320 310 Gear oil dispenser

With 310 mm cover for 12 to 18 litre pails and 1,5 m transparent hose with nozzle.

741 602 Carrying handle

Fits on 310 and 330 mm drum covers.



DRUM PUMPS FOR VARIOUS FLUIDS

300 401 - 300 500



LIFT ACTION PUMPS FOR CHEMICAL FLUIDS

300 401 Lift action pump for chemical products 205 litre drums

Lift action pump with polypropylene covered piston and PTFE seals. 1.000 mm suction tube, 2" bung adaptor and outlet spout. Black pump with red bung adaptor and spout nut. Recommended for use with acid based fluids, detergents and kerosene based solvents.

300 400 Lift action pump for chemical products, 20-25-50 litre drums

Same as model 300 401, but with 500 mm suction tube for 20, 25, 50 litre drums.

300 500 Lift action pump for chemicals 20, 25, 50 litre drums

Lift action pump with nylon covered piston and PTFE seals. 500 mm suction tube, Ø 60 mm bung adaptor with three screws and outlet spout. Black pump with yellow bung adaptor and spout nut. Recommended for use with solvents.

300 501 Lift action pump for chemical products, 205 litre drums

Same as model 300 500, but with 1.000 mm suction tube for 205 litre drums.

NOTE: Please check fluid compatibility with the pump prior to its use.

302 001



SYPHON TRANSFER PUMP

302 001 Syphon transfer pump

Lever action syphon pump. Design allows transfer by siphoning once the pump has been primed, giving a continuous flow of 8 l/min. Bung thread fits 50 and 205 litre drums. With 1,5 m clear delivery hose, metal nozzle and PVC suction tube. For anti-freeze, light mineral oils, diesel, detergent and other automotive and light petroleum fluids.

300 006



PLASTIC LEVER PUMPS

Lever action pumps with a unique toggle mechanism that provides very a smooth operation.

Pumps are manufactured in polypropylene and include a 2" bung adaptor with a lockable nut that allows placing the pump in its optimal position for an easier lever action.

Pump delivery per stroke: 500 cc.

300 006 Lever action pump, polypropylene/EPDM

Blue color pump with EPDM seals. Can be used with AdBlue®/DEF.

300 007 Lever action pump, polypropylene/Viton®

Red color pump, with Viton® seals. Compatible with a wide range of chemicals.

300 009 Lever action pump, polypropylene/NBR

White color pump, with NBR seals. Compatible with lubricants.

300 900 Hose for plastic lever pump 1" x 2 m.

308 200



PVC ROTARY ACTION DRUM PUMP

308 200 PVC rotary action drum pump (Polypropylene/EPDM)

For the continuous transfer of acid-based corrosive fluids and water based fluids from 20, 50 or 205 litre drums. PVC pump with stainless steel shaft.

Delivery 0,25 l per revolution. Pump includes height adjustable bung adaptor and three pieces suction tube.

300 900 Hose for PVC rotary pump 1" x 2 m.

FUNNELS, MEASURES, GRAVITY COCKS, JERRY CANS AND OIL SUCTION PUMPS



670 019 - 671 030



FUNNELS

Funnels with flexible spout

No spill, no splash, quick discharge funnels. With filter and flexible spout for hard to reach places.

670 019* Funnel with filter and flexible spout

190 mm diameter. 2 litre capacity.

670 023* Funnel with filter and flexible spout

230 mm diameter. 3,5 litre capacity.

* For orders over 1.000 units, you can customize it.

INDUSTRIAL FUNNELS

Large capacity funnels, 5 litre. 300 x 200 x 300 mm.

671 030 Industrial funnel

With filter for diesel.

671 031 Industrial funnel

With filter for lubricants.

FUNNELS ACCESSORIES

679 010 Filter for 670 019

679 011 Filter for 670 023

679 001 Small flexible extension

For 1, 2 and 3 litre measures and for Ø 190 mm diameter funnels.

679 002 Large flexible extension

For 5 litre measures and for 230 mm diameter funnels.

675 002



MEASURES

Fluid Measures

For lubricants, antifreeze, brake fluid, petroleum, diesel, etc. Moulded in high density polyethylene, with flexible spout.

675 001 Plastic measure

Graduated 0 - 1 litre.

675 002 Plastic measure

Graduated 0 - 2 litre.

675 003 Plastic measure

Graduated 0 - 3 litre.

675 005 Plastic measure

Graduated 0 - 5 litre.

MEASURES ACCESSORIES



679 009

679 007 Plastic cover for 675 001

679 008 Plastic cover for 675 002 and 675 003

679 009 Plastic cover for 675 005

622 020



STEEL JERRYCANS

Green colour with protective paint in the inside. With no outlet spout.

622 005, 5 litres Jerrycan U.N. approved

622 010, 10 litres Jerrycan U.N. approved

622 020, 20 litres Jerrycan U.N. approved

Options:

629 001 Painted outlet spout for jerry cans.

629 002 Zinc plated outlet spout for jerry cans.

318 000 - 318 001



GRAVITY COCKS

Fit 60 to 205 litre drums placed horizontally. Cocks include automatic shut off valve.

318 000 Gravity cock

3/4" BSP (M).

318 001 Gravity cock

2" BSP (M).

113 910



OIL SUCTION PUMPS

For lubricant suction and discharge for loading or refilling transmissions, gear boxes, filters, etc.

113 710 Oil suction pump

500 cc with 290 mm PVC hose.

113 700 Oil suction pump

500 cc with one angled and one straight steel outlets.

113 910 Oil suction pump

800 cc with 290 mm PVC hose.

GENERAL INFORMATION

Air line filters

To protect valves, pump motors or pneumatic tools from damage or wear caused by dirt and moisture contained in compressed air. Semiautomatic bleeding valve.

Pressure regulator

To maintain a selected air pressure constant (between 0 to 12 bar) eliminating over pressure risks and erratic operation of equipment. Also available combined with an air filter forming a compact unit.

Air line lubricators

To create an oil mist that helps increase service life of pumps and other air tools. Oil fill port on top and oil mist adjustment knob.

240 000



241 001



242 102



AIR TREATMENT COMPONENTS Ø 1/4"

Maximum working pressure 12 bar.
Connection threads: 1/4" BSP (FF).

240 000 Combined air filter, regulator and lubricator, Ø 1/4"

240 500 Combined air filter, regulator, Ø 1/4"
0 to 12 bar.

240 201 Air line regulator, Ø 1/4"
Without pressure gauge.

240 200 Air line regulator, Ø 1/4"
With pressure gauge.

240 300 Air filter, Ø 1/4"
Semiautomatic bleeding.

240 400 Air lubricator, Ø 1/4"

AIR TREATMENT COMPONENTS Ø 1/2"

Maximum working pressure 12 bar.
Connection threads: 1/2" BSP (FF) with 1/2" BSP (M) - 3/8" BSP (F) adaptors.

241 001 Combined air filter, regulator and lubricator, Ø 1/2"

241 501 Combined air filter, regulator, Ø 1/2"
0 to 12 bar.

241 201 Air line regulator, Ø 1/2"
0 to 12 bar.

241 301 Air filter, Ø 1/2"
Semiautomatic bleeding.

241 401 Air lubricator, Ø 1/2"

AIR TREATMENT COMPONENTS Ø 3/4"

Maximum working pressure 16 bar.
Connection threads: 3/4" BSP (FF).

242 102 Combined air filter - regulator and lubricator, Ø 3/4"

242 202 Air line regulator, Ø 3/4"
0 to 12 bar.

242 302 Air filter, Ø 3/4"
Semiautomatic bleeding.

242 402 Air lubricator, Ø 3/4"

246 010

AIR HOSES

Low pressure hoses for compressed air with female swaged fitting and double male adaptor.



PART No.	LENGTH	INT. Ø	CONNECTION THREADS	WORKING PRESSURE
246 006	0,6 m	1/4" - 6 mm	1/4" BSPT (MM)	15 bar
246 010	1,0 m	1/4" - 6 mm	1/4" BSPT (MM)	15 bar
246 015	1,5 m	1/4" - 6 mm	1/4" BSPT (MM)	15 bar
246 030	3,0 m	1/4" - 6 mm	1/4" BSPT (MM)	15 bar
246 060	6,0 m	1/4" - 6 mm	1/4" BSPT (MM)	15 bar
246 100	10,0 m	1/4" - 6 mm	1/4" BSPT (MM)	15 bar
246 150	15,0 m	1/4" - 6 mm	1/4" BSPT (MM)	15 bar
247 706	0,6 m	3/8" - 10 mm	3/8" BSPT (M) - 1/2" BSPT (M)	15 bar
247 710	1,0 m	3/8" - 10 mm	3/8" BSPT (M) - 1/2" BSPT (M)	15 bar
247 715	1,5 m	3/8" - 10 mm	3/8" BSPT (M) - 1/2" BSPT (M)	15 bar

AIR COUPLERS AND CONNECTION ADAPTORS FOR COMPRESSED AIR

STANDARD SERIES QUICK COUPLING Ø 1/4"	
FEMALE AUTOMATIC QUICK COUPLING Ø 1/4"	
PART No.	CONNECTION THREAD
253 114	1/4" BSP (F)
253 138	3/8" BSP (F)
253 112	1/2" BSP (F)
MALE AUTOMATIC QUICK COUPLING Ø 1/4"	
PART No.	CONNECTION THREAD
253 014	1/4" BSP (M)
253 038	3/8" BSP (M)
253 012	1/2" BSP (M)
AUTOMATIC QUICK COUPLING WITH HOSE CONNECTOR	
PART No.	HOSE
253 206	6 mm (1/4")
253 208	8 mm (5/16")
253 210	10 mm (3/8")
253 213	13 mm (1/2")




Manufactured in brass, with nickel plated body and stainless steel wear parts for a longer life. Compatible with US MIL C4109 - ISO 6150 B12. Flow capacity: 1.000 l/min.

SAFETY COUPLERS	
SAFETY COUPLERS WITH FEMALE BSP THREAD	
PART No.	CONNECTION THREAD
250 614	1/4" BSP (F)
250 638	3/8" BSP (F)
250 612	1/2" BSP (F)
SAFETY COUPLERS WITH MALE BSP THREAD	
PART No.	CONNECTION THREAD
250 514	1/4" BSP (M)
250 538	3/8" BSP (M)
250 512	1/2" BSP (M)
SAFETY COUPLERS WITH HOSE BARB	
PART No.	CONNECTION
250 708	8 mm (5/16")
250 710	10 mm (3/8")




Safety quick couplers for compressed air. One-step release and exhaust operation quickly vents system pressure allowing for a safe disconnect. Manufactured in Stainless steel, nickel plated brass, NBR and technopolymer. Couplers conform with ISO 6150 B12. Flow capacity: 1.200 l/min. Pressure range: 1 to 15 bar.

AIR NIPPLES Ø 1/4"	
FEMALE AIR NIPPLES Ø 1/4"	
PART No.	CONNECTION THREAD
259 114	1/4" BSP (F)
259 138	3/8" BSP (F)
259 112	1/2" BSP (F)
MALE AIR NIPPLES Ø 1/4"	
PART No.	CONNECTION THREAD
259 014	1/4" BSP (M)
259 038	3/8" BSP (M)
259 012	1/2" BSP (M)
AIR NIPPLES WITH HOSE CONNECTOR	
PART No.	HOSE
259 206	6 mm (1/4")
259 208	8 mm (5/16")
259 210	10 mm (3/8")
259 213	13 mm (1/2")



For use with standard and industrial series Ø 1/4" quick couplings. Compatible with US MIL C4109 - ISO 6150 B12.

MALE HOSE ADAPTORS	
1/4" BSPT (M) HOSE ADAPTORS	
PART No.	HOSE ADAPTORS
238 102	1/4" BSPT (M) - Ø 6 mm
238 100	1/4" BSPT (M) - Ø 8 mm
238 101	1/4" BSPT (M) - Ø 10 mm
3/8" BSPT (M) HOSE ADAPTORS	
PART No.	HOSE ADAPTORS
238 301	3/8" BSPT (M) - Ø 8 mm
238 300	3/8" BSPT (M) - Ø 10 mm
238 302	3/8" BSPT (M) - Ø 13 mm
1/2" BSPT (M) HOSE ADAPTORS	
PART No.	HOSE ADAPTORS
238 500	1/2" BSPT (M) - Ø 13 mm



FEMALE HOSE ADAPTORS	
1/4" BSP (F) HOSE ADAPTORS	
PART No.	HOSE ADAPTORS
238 001	1/4" BSP (F) - Ø 6 mm
238 000	1/4" BSP (F) - Ø 8 mm
3/8" BSP (F) HOSE ADAPTORS	
PART No.	HOSE ADAPTORS
238 201	3/8" BSP (F) - Ø 8 mm
238 200	3/8" BSP (F) - Ø 10 mm
1/2" BSP (F) HOSE ADAPTORS	
PART No.	HOSE ADAPTORS
238 400	1/2" BSP (F) - Ø 13 mm



DOUBLE MALE THREAD CONNECTION ADAPTORS	
PART No.	CONNECTION ADAPTOR
239 000	1/4" BSPT (MM)
239 002	3/8" BSPT (MM)
239 004	1/2" BSPT (MM)
239 001	3/8" - 1/4" BSPT (MM)
239 005	1/2" - 1/4" BSPT (MM)
239 003	1/2" - 3/8" BSPT (MM)



MALE - FEMALE CONNECTION ADAPTORS	
PART No.	CONNECTION ADAPTOR
239 101	3/8" BSPT (M) - 1/4" BSP (F)
239 103	1/2" BSPT (M) - 3/8" BSP (F)
239 102	1/4" BSPT (M) - 3/8" BSP (F)
239 104	3/8" BSPT (M) - 1/2" BSP (F)



90° ELBOW ADAPTORS	
PART No.	CONNECTION ADAPTOR
239 300	1/4" BSP (FF)
239 302	3/8" BSP (FF)
239 303	1/2" BSP (FF)
239 350	3/8" BSP (MF)



TWO WAY AIR FLOW DIVIDERS	
PART No.	CONNECTION ADAPTOR
239 200	1/4" BSP (MF)
239 201	3/8" (MF)



10 PART NUMBER INDEX

PART No.	PAGE	PART No.	PAGE	PART No.	PAGE	PART No.	PAGE
011060	120	015100	120	024620	121	108502	125
011100	120	015140	120	024640	121	108503	125
011140	120	015160	120	025620	121	109900	124
011160	120	015180	120	025640	121	113700	129
011180	120	015220	120	031939	121	113710	129
011220	120	015240	120	031949	121	113910	129
011240	120	015260	120	031950	121	121000	122
011260	120	015280	120	031960	121	121011	122
011280	120	015300	120	032060	121	121020	122
011300	120	015320	120	032160	121	121050	122
011320	120	015340	120	032220	121	121060	122
011340	120	015500	120	032260	121	122001	122
011500	120	015520	120	032600	121	122011	122
011520	120	015540	120	032620	121	123001	122
011540	120	015600	120	032740	121	123011	122
011600	120	015620	120	032939	121	124011	122
011620	120	015700	120	032949	121	126000	122
011700	120	015720	120	032959	121	126200	122
011720	120	015740	120	050001	120	126400	122
011740	120	015900	120	051060	120	126500	122
011900	120	015910	120	051160	120	128003	125
011910	120	021060	121	051220	120	128004	125
011930	120	021140	121	051260	120	128005	125
011940	120	021160	121	051600	120	128033	125
011950	120	021220	121	052060	120	128501	122
012020	120	021240	121	052160	120	136021	122
012220	120	021260	121	052220	120	136041	122
013060	120	021280	121	052260	120	136051	122
013100	120	021300	121	052600	120	136201	122
013140	120	021320	121	070000	121	137021	122
013160	120	021340	121	070001	121	137041	122
013180	120	021380	121	070002	121	137051	122
013220	120	021500	121	100900	124	137201	122
013240	120	021520	121	100940	124	140020	122
013260	120	021540	121	101200	123	140040	122
013280	120	021600	121	101202	123	140050	88, 122
013300	120	021620	121	101211	123	140100	122
013320	120	021640	121	101240	123	140200	122
013340	120	021700	121	101300	123	140400	122
013500	120	021720	121	101800	123	141020	122
013520	120	021740	121	102100	124	141040	122
013540	120	022160	121	102101	124	141050	122
013600	120	022220	121	102102	124	141200	122
013620	120	022260	121	102103	124	141400	122
013700	120	022600	121	106200	124	150000	126
013720	120	022620	121	106240	124	151100	126
013740	120	023220	121	108000	125	151102	126
013900	120	023600	121	108050	125	157000	126
013910	120	023620	121	108100	125	160101	125
015060	120	023640	121	108501	125	160103	125

PART No.	PAGE	PART No.	PAGE	PART No.	PAGE	PART No.	PAGE
167500	125	240200	11, 27, 130	259210	131	360001	13, 16
168600	125	240201	27, 130	259213	131	360002	16
168601	125	240300	130	300006	118, 128	360006	25
180800	89	240400	130	300007	128	360100	60
180801	89	240500	11, 105, 130	300009	128	360101	60
180802	89	241001	27, 49, 130	300400	128	360102	13, 16, 26
180803	89	241201	16, 19, 27, 49, 130	300401	128	360106	26
184000	89	241301	130	300500	128	360107	26
184050	89	241401	130	300501	128	360108	26
184200	89	241501	16, 19, 27, 49, 130	300900	118, 128	360111	74
184201	89	242102	27, 49, 130	302001	128	360113	37, 74
185001	89	242202	27, 49, 130	304500	127	360114	74
186000	89	242302	27, 49, 130	304509	127	360115	74
186010	89	242402	130	306100	127	360116	74
186300	87	246006	27, 130	306200	127	360117	74
187000	89	246010	27, 130	306300	127	360119	74
187001	89	246015	27, 130	306400	127	360120	13, 16, 26
188000	89	246030	130	308010	127	360121	25, 26
188100	89	246060	130	308200	128	360122	74
195100	89	246100	130	308300	127	360126	74
199800	89	246150	130	314530	127	360127	74
238000	131	247706	27, 130	314540	127	360132	25, 26
238001	131	247710	27, 130	318000	129	360133	37
238100	131	247715	27, 130	318001	129	360134	37
238101	131	250512	131	320300	127	360135	37, 74
238102	131	250514	131	320310	127	360137	113, 118
238200	131	250538	131	320400	126	360139	19, 26
238201	131	250612	27, 49, 131	324000	13	360140	19, 26
238300	131	250614	27, 131	324010	13	360142	60
238301	131	250638	27, 49, 131	325000	13	360144	60
238302	131	250708	131	325010	13	360160	75
238400	131	250710	131	326000	13	360161	74
238500	131	253012	131	326010	13	360162	74
239000	11, 131	253014	131	327020	13	360163	75
239001	105, 131	253038	131	328010	12	360164	75
239002	131	253112	27, 49, 131	331120	62	360165	75
239003	131	253114	27, 131	332120	62	360166	75
239004	16, 19, 131	253138	27, 49, 131	333120	62	360168	75
239005	131	253206	131	340120	14	361000	113
239101	131	253208	131	341120	14	361001.370	118
239102	131	253210	131	347120	15	361002.370	118
239103	131	253213	131	348120	15	361003.370	118
239104	131	259012	27, 49, 131	351120	8	361100	89
239200	131	259014	27, 131	351121	62	361110	89
239201	131	259038	27, 49, 131	352120	8	361200	89
239300	131	259112	131	353120	10	361300	106
239302	131	259114	131	354120	10	362100	26, 27
239303	131	259138	131	356120	8	362101	26, 27
239350	131	259206	131	358120	10	362102	26
240000	27, 130	259208	131	360000	13	362103	26

PART No.	PAGE	PART No.	PAGE	PART No.	PAGE	PART No.	PAGE
362104 26	365813 83	372003 107	413081 88
362300 26	365824 82	372100 103	413082 88
362301 26	365826 82	372200 104	414100 88
362302 26	365861 84	372300 104	414200 88
362303 26	365862 84	372400 104	414300 88
362400 16, 19	365864 84	372500 103	415000 88
362402 25	365865 84	372600 103	415002 88
362910 13	365866 84	373000 103	417001 37
362911 16	365867 84	373002 107	417002 37
362920 61	365868 84	373100 103	417003 37
362921 61	366000 85	373200 104	417004 37
362922 61	366010 85, 118	373300 104	417005 37
362923 61	366020 85	373400 104	417006 37
362924 61	366050 86	373500 103	417009 49
362925 60	366053 86	373600 103	417010 49
362927 60	366055 86	376300 12	417011 49
362928 61	366057 86	376610 12	417015 49
363053 79	366060 85	378120 12	417016 49
363054 79	366550 89	379000 11	418002 37
363055 79	366855 85	379003 11	418004 37
363056 79	366856 85	379300 11	418006 37
363100 78	367000 13, 16	379400 16	418013 37
363112 78	367003 13, 16	379403 16	418016 37
363114 78	367005 60	379404 16	418017 49
363115 78	367006 19	379500 16	418018 49
363116 78	367007 60	379503 16	418026 49
363117 78	367011 13	379504 16	423021 36
363118 78	367012 13	379710 106	423160 35
364030 113	367016 25	379711 106	424062 36
365300 87	367020 60	391022 44	424063 36
365521 80	367021 60	399101 48	424150 33
365532 80	367022 60	404100 32	424152 33
365534 80	367023 60	405100 32	424170 33
365535 80	367102 13	407200 32	424170.800 33
365536 80	369224 87	409200 32	424172 33
365537 80	369228 87	411100 88	424172.710 33
365538 80	369230 87	412101 50	425150 33
365575 87	369232 87	412102 50	425150.002 33
365654 81	369234 87	412103 50	425290 33
365655 81	369236 87	412104 50	426244 35
365656 81	369237 87	412190 50	428243 33
365657 81	369241 87	412202 50	428262 33
365801 82	369244 87	412203 50	430000 37
365802 82	369601 26	412390 50	431000 37, 107
365803 82	369606 87	412391 50	431001 37
365804 82	369900 26	412392 50	432000 37, 107
365805 82	370400 12	412393 50	432814 37
365806 82	371600 103	412394 50	435000 104
365811 83	372000 103	413077 88	436000 104
365812 83	372002 107	413080 88	436100 104

PART No.	PAGE	PART No.	PAGE	PART No.	PAGE	PART No.	PAGE
437300	104	504351	69	507321	68	534410	44
439100	104	504359	69	507421	68	534411	48
453612	35	504359.001	69	507503	68, 106	534420	44
454002	9	504450	69	507762	68	534421	47
454003	9	504459	69	507782	68	534421.001	47
454009	9	505224	70	507910	68	534440	44
454010	9	505232	70	507912	68	534441	44
454100	11	505332	70	507919	68	534600	37
454110	11	505339	70	507920	68	534610	35
454111	11	505524	70	507921	68	534611	48
454150	11	505529	70	507922	68	534620	35
454600	12	505924	70	507930	68	534710	44
454605	12	505932	70	507934	68	534711	48
454651	12	506101	66	507935	68	534720	44
454653	12	506121	66	507936	68	534721	47
454659	12	506122	66	507942	68	534721.001	47
454694	12	506202	66	507950	68	534740	44
454695	12	506212	66	507976	68	534741	44
454697	12	506222	66	507978	68	534810	44
454699	12	506300	66	508225	71	534811	48
480021	37	506301	66	508234	71	534820	44
480050	37	506311	66	508244	71	534821	47
482200	33	506321	66	508252	71	534821.001	47
482500	33	506421	66	508810	72	534840	44
486210	36	506503	66, 106	508890	72	535510	17
486510	35	506762	66	508925	71	535530	17
500115	73	506782	66	508942	71	535580	17
500116	73	506910	66	508944	71	535810	18
501100	65	506912	66	530610	34	535830	18
501198	65	506919	66	530620	34	535880	18
501200	65	506920	66	530630	34	536010	22
501298	65	506921	66	531210	38	536030	22
501300	65	506922	66	531410	39	536330	20
501398	65	506930	66	531420	39	536630	21
502151	67	506934	66	531430	39	537130	24
502156	67	506935	66	531710	40	537630	23
502157	67	506936	66	531720	40	539009	25
502159	67	506942	66	531730	40	539510	19
502252	67	506950	66	532130	41	539530	19
502257	67	506976	66	532810	42	539531	19
502259	67	506982	66	532820	42	539805	19
502350	67	507101	68	533911	43	539810	19
502351	67	507121	68	533921	43	539830	19
502356	67	507122	68	534103	49	539831	19
502359	67	507202	68	534121	47	544950	46
504150	69	507212	68	534121.001	47	551010	57
504159	69	507222	68	534141	44	551030	57
504250	69	507300	68	534210	44	551162	57
504259	69	507301	68	534240	44	551164	57, 116
504350	69	507311	68	534321	45	552010	56

PART No.	PAGE	PART No.	PAGE	PART No.	PAGE	PART No.	PAGE
552030 56	561201 114	684461 110	689031 113
552124 56	561210 114	684464 110	689035 113
552162 56	561300 114	684465 110	689036 113
552164 56, 116	561301 114	684512 110	689037 113
553124 55	561310 114	684514 110	689040 113
553162 55	561610 114	684524 110	689041 113, 118
553164 55, 116	561611 114	684526 110	689042 113, 118
554010 58	561613 114	684527 110	689044 113
554030 58	561614 114	684530 110	689047 113, 118
555010 59	561615 114	684531 110	689048 113, 118
555030 59	562000 115	684951 110	689052 113
555164 59	562010 115	685708 112	689053 113
556115 54	562100 115	685709 112	689090 113
557950 116	569000 118	685710 112	689091 113
557951 116	569001 118	685712 112	689098 113
557952 116	569005 118	685713 112	689099 113
557953 116	569006 118	685715 112	689910 113
558338 60	605000 127	685716 112	710214 122
559011 116	609007	. 11, 13, 16, 19, 25	685717 112	710297 122
559101 105	609008 19, 25	685718 112	710298 122
559111 105	609104 25	685719 112	710659 122
559501 105	612100 73	685720 111	710710 122
560212 117	612200 73	685721 111	730603 127
560215 117	612300 73	685722 111	736229 75
560224 117	612400 73	685741 111	737946 108
560230 117	622005 129	685742 111	737949 108
560300 117	622010 129	685743 111	737950 108
560301 117	622020 129	685750 111	737952 108
560302 117	629001 129	685751 111	737953 108
560303 117	629002 129	685752 111	737954 108
560304 117	670019 129	685753 111	737955 108
560307 117	670023 129	685754 111	737958 108
560308 117	671030 129	685755 111	737959 108
560310 117	671031 129	685771 111	737967 107
560320 117	675001 129	685772 111	737972 108
560901 118	675002 129	685777 112	741300 88
560902 118	675003 129	685778 112	741304 88
560903 118	675005 129	685974 111	741306 88
560904 118	679001 129	688001 113	741602 127
560906 118	679002 129	688100 113	741604 49
561012 114	679007 129	688300 113	741605 49
561013 115	679008 129	689015 113	743305 107
561014 115	679009 129	689016 113	753110 49
561024 114	679010 129	689017 113	756200 113
561025 115	679011 129	689018 113	896498 25
561026 115	680300 113	689019 113	896499 25
561100 114	680301 113	689021 113	945513 26
561101 114	684450 110	689022 113	945548 26
561110 114	684451 110	689023 113	945551	. . . 26, 105, 108
561200 114	684460 110	689030 113	945552 26, 108

PART No.	PAGE	PART No.	PAGE	PART No.	PAGE	PART No.	PAGE
945554 26, 108						
945555 19, 26, 108						
945556 26						
945557 26, 108						
945558 26						
945565 26, 108						
945567 26, 108						
945572 26						
945590 26						
945592 26						
94567016, 26						
945681 19, 26, 108						
945724 25, 26, 108						
945737 25						
945738 26						
950300 11, 26, 50						
950302 26						
950303	16, 19, 26, 105, 108						
95030426, 50						
95030526, 50						
950306 26, 108						
950308 26, 108						
950312 26, 108						
95031826, 50						
95031926, 50						
95032026, 50						
950321 26						
95032826, 50						
95032926, 50						
950352 108						
950353105, 108						
950354 108						
950355 108						
950356 108						
950357 108						
950358 49						



SAMOA INDUSTRIAL, S.A. - HEADQUARTERS

SPAIN AND EXPORT MARKETS
POL. IND. PORCEYO, I-14 - CAMINO DEL FONTÁN, 831
E-33392 GIJÓN (ASTURIAS), SPAIN
TEL.: +34 985 381 488 - FAX: + 34 985 147 213
export@samoaindustrial.com - www.samoaindustrial.com

SAMOA LTD.

UNITED KINGDOM AND REP. OF IRELAND
ASTURIAS HOUSE - BARRS FOLD ROAD
WINGATES INDUSTRIAL PARK
WESTHOUGHTON, BL5 3XP, UK
TEL.: +44 1942 850600 - FAX: +44 1942 812160
sales@samoaltd.uk - www.samoaltd.uk

SAMOA S.A.R.L.

FRANCE
P.A.E.I. DU GIESSEN
3, RUE DE BRISCHBACH
67750 SCHERWILLER, FRANCE
TEL.: +33 3 88 82 79 62 - FAX: +33 3 88 82 77 88
samoafrance@samoafrance.com - www.samoafrance.com

SAMOA-HALLBAUER GMBH

GERMANY AND AUSTRIA
INDUSTRIESTRASSE, 18
D-68519 VIERNHEIM, GERMANY
TEL.: +49 6204 7095-0 - FAX: +49 6204 7095-33
info@samoahallbauer.de - www.samoahallbauer.de

SAMSON CORPORATION

NORTH AMERICA AND MEXICO
ONE SAMSON WAY
SWANNANOVA, NC 28778, USA
TEL.: +1 828 686 8511 - FAX: +1 828 686 8533
info@samsoncorporation.com - www.samsoncorporation.com

SAMOA CHINA SALES OFFICE

ROOM 702, RONG GUANG BUSINESS CENTER
572 KUN MING ROAD, SHANGHAI 200082, P.R. CHINA
TEL.: +86 21 3319 0210 - FAX: +86 21 5102 7883
china@samoaindustrial.com

©Copyright, SAMOA INDUSTRIAL, S.A.

SAMOA Industrial, S.A. is an ISO 9001, ISO 14001
and OHSAS 18001 certified company.

